
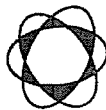


ภาคผนวก จ

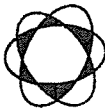
เอกสารสอบเทียบเครื่องมือที่ใช้ในการตรวจวิเคราะห์ (Calibration)





ตารางการสอบเทียบเครื่องมือที่ใช้ในการตรวจวัดและวิเคราะห์

Item	Description	Parameter	List of Equipment	Equipment No.	Calibration	Next Calibration
1.	Stack Air	Particulate	Dry Gas Meter/SK25EX	S/N 1317	07/02/2024	February 2025
			Digital Barometer/PHB-318	S/N B011412	15/03/2024	March 2025
			Digital Thermometer/DP-52	S/N L411635	04-10/04/2024	April 2025
		NO _x as NO ₂	Electronic Balance/METTLER TOLEDO	S/N 1116392227	10/04/2024	April 2025
			Gas Analyzer/(Sauer mann)/SICA-230	S/N 1021405000337	03/01/2024	January 2025
	Ambient Air	SO ₂	Gas Analyzer/(Sauer mann)/SICA-230	S/N 1021405000337	03/01/2024	January 2025
		TSP	ORIFICE TRANSFER STANDARD/Tisch	S/N 0068	17/08/2023	August 2024
			High Volume Air Sampler/TET	S/N TSP-12	03/07/2024	July 2025
			High Volume Air Sampler/TET	S/N TSP-15	02/07/2024	July 2025
			High Volume Air Sampler/TET	S/N TSP-29	03/07/2024	July 2025
2.	PM-10	PM-10	High Volume Air Sampler/TET	S/N TSP-40	02/07/2024	July 2025
			Electronic Balance/METTLER TOLEDO	S/N 1116392227	10/04/2024	April 2025
			ORIFICE TRANSFER STANDARD/Tisch	S/N 0068	17/08/2023	August 2024
			High Volume Air Sampler/TET	S/N PM10-19	03/07/2024	July 2025
			High Volume Air Sampler/TET	S/N PM10-24	03/07/2024	July 2025
			High Volume Air Sampler/TET	S/N PM10-29	04/07/2024	July 2025
			High Volume Air Sampler/TET	S/N PM10-31	03/07/2024	July 2025
			Electronic Balance/METTLER TOLEDO	S/N 1116392227	10/04/2024	April 2025
			CERTIFICATE OF ANALYSIS : Linde	S/N D636157	18/09/2023	September 2027
			SO _x Analyzer/API 100A	S/N 856	24/04/2024	24/10/2024
	SO ₂	SO ₂	SO _x Analyzer/API 100E	S/N 1488	23/04/2024	23/10/2024
			SO _x Analyzer/API 100E	S/N 383	24/04/2024	24/10/2024
			SO _x Analyzer/API 100E	S/N 2658	24/04/2024	24/10/2024
			CERTIFICATE OF ACCURACY : Linde	S/N A00917SK	05/07/2023	July 2026
			NO _x Analyzer/API 200A	S/N 56	22/04/2024	22/10/2024
	WS & WD	WS & WD	NO _x Analyzer/API 200E	S/N 381	22/04/2024	22/10/2024
			NO _x Analyzer/API 200A	S/N 777	19/04/2024	19/10/2024
			NO _x Analyzer/API 200A	S/N 1775	22/04/2024	22/10/2024
			Wind speed and wind direction/Vantage	S/N Display MT221012048	20/11/2023	November 2024
			VUE Model#6251EU			



ตารางการสอบเทียบเครื่องมือที่ใช้ในการตรวจวัดและวิเคราะห์ (ต่อ)

Item	Description	Parameter	List of Equipment	Equipment No.	Calibration	Next Calibration
3.	Sound Level	Leq 24 hr	Sound Level Calibrator/Digicon Tenmars Integrated Sound Level/ACO 6226 Integrated Sound Level/ACO 6226	S/N 180501628 S/N 110099 S/N 160143	13/08/2024 01/10/2024 01/10/2024	August 2025 31/10/2024 31/10/2024
4.	Occupational Safety and Health	Leq 8 hr	Sound Level Calibrator/Digicon Tenmars Integrated Sound Level/ACO 6226 Integrated Sound Level/ACO 6226	S/N 1805011628 S/N 150142 S/N 160205	26/04/2024 01/10/2024 01/10/2024	April 2025 31/10/2024 31/10/2024
5.	Water	pH Temperature	pH Meter/Horiba pH Meter (Temperature)/Horiba	S/N B06D0012 S/N B06D0012	30/10/2024 30/10/2024	October 2025 October 2025
		TDS	Electronic Balance/METTLER TOLEDO	S/N 1116392227	10/04/2024	April 2025
		TSS	Electronic Balance/METTLER TOLEDO	S/N 1116392227	10/04/2024	April 2025
		DO	DO Meter/HORIBA	S/N D75J0012	09/02/2024	February 2025
		Oil & Grease	Electronic Balance/METTLER TOLEDO	S/N 1116392227	10/04/2024	April 2025
	Phosphate-Phosphorus		Spectrophotometer/Blue Star A	S/N 1606UV1507	09/04/2024	April 2025
	Pb		ICP394/PerkinElmer/OPTIMA8000	S/N 078N1310024C	27/09/2024	March 2025
	BOD		BOD Incubator/Model i250	S/N 0408-0115-0008	09/04/2024	April 2025
	NO ₃ -N		Spectrophotometer/Blue Star A	S/N 1606UV1507	09/04/2024	April 2025



THAI ENVIRONMENTAL TECHNIC LIMITED
บริษัท เทคนิคสิ่งแวดล้อมไทย จำกัด

CONTROL UNIT CALIBRATION

(Metric units , mm)

Date **7-Feb-24**

Barometric press, Pb

Initial	Final	Average
759.2	759.5	759.4

mmHg

Dry Gas Meter Data

Console No. **M50-07**

Metering System ID

DGM Number **1317**

DGM Model **SK25EX**

Reference Dry Gas Meter Data

Serial No. **913428**

Model. **S-110**

Correction factor(Yr) **1.0209**

Last Calibration Data **26-May-23**

Orifice manometer setting ΔH mm H2O	Ref .	DGM	Temperature (° C)				Time min	DGM Correction factor (Y)	ΔH@ mm H2O
	DMG	Volume V _m Liters	Ref DGM T _r	Dry Gas Meter					
				Inlet T _i	Outlet T _o	Avg T _m			
15.00	100.00	99.80	29.00	29.10	29.30	29.20	8.36	1.0221	46.2103
25.00	100.00	99.20	29.00	29.10	29.30	29.20	6.49	1.0273	46.4605
50.00	100.00	99.50	29.00	29.10	29.30	29.20	4.58	1.0218	46.3877
80.00	100.00	99.10	29.00	29.10	29.30	29.20	3.59	1.0229	45.7335
100.00	100.00	99.30	29.00	29.10	29.30	29.20	3.23	1.0189	46.3655

Average **1.0226** **46.2315**

Dued Date of Calibrate **8-Feb-25**

Calibrated by :

[Signature]

Approved :

[Signature]

Note: For Calibration Factor Y, the ratio of the reading of the calibration meter to the dry gas meter, acceptable tolerance of individual values from the average is ± 0.02 .

Note: For $\Delta H@$, Orifice pressure differential that equates to 0.75cfm (0.0212m³/min) at standard temperature and pressure, acceptable tolerance of individual values from the average is ± 0.2 inches (5.1mm)H₂O.



TECHNOLOGY PROMOTION ASSOCIATION (THAILAND-JAPAN)
CORPORATE SERVICES 3: EQUIPMENT CALIBRATION AND TESTING SERVICES
534/4 PATTANAKARN ROAD SOI 18, SUANLUANG, SUANLUANG, BANGKOK 10250
TEL. 0-2717-3000-24 FAX. 0-2719-9484



Certificate of Calibration

Certificate No. : 24P896

Page : 1 of 2

Equipment : Humidity/Barometer/Temp.

Manufacturer: Lutron

Model : PHB-318

Serial No.: B011412

ID No.: NO.5

Condition As-Received: Used Item

Received Date: 12 March 2024

Calibration Date: 15 March 2024

Reference: 2403-0381DSC

Submitted by: Thai Environmental Technic Limited

Ambient Temperature: (23 ± 2) °C

Relative Humidity: (50 ± 15) %

Atmospheric Pressure: 1012 mbar

This certificate may not be reproduced other than in full,
except with the prior written approval of the head of
Corporate Services 3: Equipment Calibration and Testing Services.

1/6 Soi Ramkhamhaeng 145, Khwaeng/Khet Saphan Sung,
Bangkok 10240

Procedure used: The calibration was conducted by direct comparison method against Pressure Measuring Instruments
Standard according to calibration procedure CP-P10, using " DKD-R 6-1 ; Calibration of Pressure Gauges " as
a guidelines.

Condition of this result of calibration

1.Reference standards instruments :

<u>Instrument</u>	<u>Model</u>	<u>Serial No.</u>	<u>Certificate No.</u>	<u>Due Date</u>
1) Standard Barometer	DPI142	1422505046	MP-0094-23	03 May 2024

2.This result of calibration was made on requested at the point specified by customer.

3.Scale and conversion factor is 1 kPa = 7.50062 mmHg

4.This result of calibration instrument was in absolute pressure.

5.This instrument was used clean air as pressure media.

6.This instrument was installed in vertical orientation and center of the device was used as the reference level.

7.The certificate is valid only to the item calibrated on date and place of calibration.

8.This Certification is traceable to the International System of Unit maintained through:-

-National Institute of Metrology Thailand (NIMT)

Calibrated by : Suksan Khankaew

Issue Date : 18 March 2024

Approved Signatory : Attapol P.

[] Phalinee Prabpaipal

[] Sura Suwannasri

✓ [] Attapol Panurach

B 0337434



Cert.No.: 24P896

Page: 2 of 2

Result of calibration:- Without adjustment

Range : 730 mmHg to 770 mmHg

Function:- Absolute Pressure Measurement

Resolution : 0.1 mmHg

Increasing Pressure

Applied Pressure (mmHg)	729.90	739.90	749.89	759.89	769.89
UUC* Indication (mmHg)	730.5	740.5	750.5	760.5	770.5
Error (mmHg)	0.60	0.60	0.61	0.61	0.61

Decreasing Pressure

Applied Pressure (mmHg)	769.89	759.89	749.89	739.90	729.90
UUC* Indication (mmHg)	770.5	760.5	750.5	740.5	730.5
Error (mmHg)	0.61	0.61	0.61	0.60	0.60

The uncertainty of measurement was ± 0.12 mmHg

* UUC = Unit Under Calibration

The reported uncertainty of measurement was based on a standard uncertainty multiplied by a coverage factor $k = 2$, providing a level of confidence of approximately 95 %.

-o0o-

Attapol P.

a 1206581



TECHNOLOGY PROMOTION ASSOCIATION (THAILAND-JAPAN)
CORPORATE SERVICES 3: EQUIPMENT CALIBRATION AND TESTING SERVICES
534/4 PATTANAKARN ROAD SOI 18, SUANLUANG, SUANLUANG, BANGKOK 10250
TEL. 0-2717-3000-24 FAX. 0-2719-9484



Certificate of Calibration

Certificate No. : 24T625

Page : 1 of 2

Equipment : Digital Thermometer With Sensor

Manufacturer: Digicon

Model : DP-52

Serial No.: I.411635

ID No.: No.10

Condition As-Received: Used Item

Received Date: 12 March 2024

Calibration Date: 04 April 2024
to 10 April 2024

Reference: 2403-0381DSC

Ambient Temperature: (25 ± 3) °C

Relative Humidity: (50 ± 20) %

This certificate may not be reproduced other than in full,
except with the prior written approval of the head of
Corporate Services 3: Equipment Calibration and Testing Services.

Submitted by: Thai Environmental Technic Limited

1/6 Soi Ramkhamhaeng 145, Khwaeng/Khet Saphan Sung,
Bangkok 10240

Procedure used: Calibration were conducted using in-house calibration procedure CP-T01 according to comparison with Industrial Platinum Resistance Thermometer (IPRT) into liquid bath temperature controller and comparison with Standard Thermocouple (Type R/S) into high temperature furnace.
The temperature scale used was based on ITS-90.

Condition of this result of calibration

1. Reference standards instruments :

<u>Instrument</u>	<u>Model</u>	<u>Serial No.</u>	<u>Certificate No.</u>	<u>Due Date</u>
1) Digital Thermometer	1529	A4B760	23I1123	21 Sep 2024
2) Industrial Platinum Resistance Thermometer	5627	824302	23I1123	21 Sep 2024
3) Digital Multimeter	2700	4016315	23EH24	06 Oct 2024
4) Standard Thermocouple Probe (Type S)	TCS	TCS-001	TT-0004-24	09 Jan 2025

2. The certificate is valid only to the item calibrated on date and place of calibration.

3. This Certification is traceable to the International System of Unit maintained through:-

- Technology Promotion Association (Thailand-Japan), NSC-ONSC Accredited No. Calibration 0008
- National Institute of Metrology Thailand (NIMT)

Calibrated by : Anuchit Pangchata
Issue Date : 19 April 2024

Approved Signatory :

[] Phalinee Prabpaipal
[] Chatchawan Khunpiluek
[✓] Wanlop Larpkern

B 0339236



Cert. No.: 24T625

Page.: 2 of 2

Result of Calibration:-

Without Adjustment

Function:

Temperature measurement for Channel T1

This equipment was connected with Thermocouple Type K S/N. 11005001 ID No. NO.10

Dimension of probe : Diameter 8 mm., Length 1030 mm. Sheath material : Stainless Steel

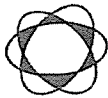
<u>Immersion</u>	<u>Standard</u>	<u>UUC*</u>		<u>Uncertainty</u>
<u>Depth</u>	<u>Temperature</u>	<u>Reading</u>	<u>Error</u>	<u>of Measurement</u>
(mm.)	(°C)	(°C)	(°C)	(±°C)
180	200.0012	200.0	-0.0012	0.74
180	400.0019	399.9	-0.1019	1.4
180	599.98	601.9	1.9200	3.1

UUC* : Unit Under Calibration

The reported uncertainty of measurement was based on standard uncertainty multiplied by a coverage factor $k = 2$, providing a level of confidence of approximately 95%.

-o0o-

a 1210754



Portable Gas Calibration Report

Manufacturer : Sauermann
Instrument Model : SICA-230
Instrument serial no. : 1021405000337
Instrument ID : 12

Date of Calibration: 1-Jun-24
Ambient Condition
Temperature (23±5 °C) : 25.0 °C
Humidity (55±15 % RH) : 50.0 % RH
Barometer (mmHg) : 759.5 mmHg

Standard gas References

Standard gas	Cylinder No.	Traceability	Due date
Oxygen (O ₂)	36232	Linde	June 26, 2031
Nitric Oxide(NO)	D824463	Linde	June 5, 2026
	D824524	Linde	August 22, 2025
Nitrogen Dioxide(NO ₂)	CC518873	Airgas	August 17, 2024
	CC518878	Airgas	August 18, 2024
Sulfur Dioxide (SO ₂)	D824500	Linde	October 11, 2024
	D271305	Linde	October 11, 2024
Carbon Monoxide(CO)	D824500	Linde	October 11, 2024
	D271305	Linde	October 11, 2024

Calibration Results

Parameter	Standard gas	Reading	Actual Error	Test Limit	Results
O ₂ (%vol)	0.0	0.0	0.0	±0.2 % vol	PASS
	14.0	14.0	0.0		
NO (ppm)	0.0	0.0	0.0	±5.0 ppm 0...100 ppm ±5% measured Value 101....5000 ppm	PASS
	198.0	199.0	1.0		
	392.0	394.0	2.0		
NO ₂ (ppm)	0.0	0.0	0.0		PASS
	40.1	39.0	-1.1		
	82.2	83.0	0.8		
SO ₂ (ppm)	0.0	0.0	0.0		PASS
	406.0	403.0	-3.0		
	804.0	802.0	-2.0		
CO (ppm)	0.0	0.0	0.0		PASS
	404.0	406.0	2.0		
	793.0	792.8	-0.2		

Calibrate by:

Approved by :




JIRANATEE ASSOCIATES CO.,LTD.

Jiranatee Associates Co.,Ltd
63/14-15, 67/35-36
Petchkasem 7,7/1, Rd. Watthapra, Bangkokyai,
Bangkok 10600 (Thailand)
Tel: +6608680812
Mobile: +66863999453
E-mail: jnac-calibration@jiranatee.com
Web site: www.jiranatee.com

Accredited calibration laboratory
ISO/IEC 17025:2017
NSC-TISI-TIS 17025
CALIBRATION 0367

Flow measurement laboratory
Calibration services department.



NSC – TISI – TIS 17025
CALIBRATION 0367

CERTIFICATE OF CALIBRATION

Certificate No. : COF-008-66

Page 1 of 2 Pages

MEASUREMENT ITEM : Top Load Orifice
MANUFACTURER : TISCH
MODEL/TYPE : TE-5025A
SERIAL NUMBER : 0068
ID NUMBER : -
CONDITION AS-RECEIVED : Used item
CUSTOMER : Thai Environmental Technic Limited.
1/6 Soi Ramkhamhaeng 145, Khwaeng/Khet Saphan Sung,
Bangkok 10240

RECEIVED DATE : 08 Aug 2023
MEASUREMENT DATE : 17 Aug 2023
ISSUE DATE : 17 Aug 2023

ENVIRONMENTAL CONDITIONS:

Ambient condition in the laboratory are as follow:

Temperature	: 23.0 ± 3.0	°C
Relative Humidity	: 55.0 ± 15.0	%RH
Atmospheric Pressure	: 1010 ± 10	hPa

CALIBRATION CONDITION:

Preconditioning : 24 hours at ambient conditions.
Measurement Condition : The average values during measurement are 23.8 °C and 54.3 %RH.

NOTED: The certificate is valid only to the item calibrated on date and place of calibration.

TABULATION OF RESULTS:

The table on next page give the measured values.

Calibration procedure:

The Orifice gas flow device was calibrated against Standard Rotary Displacement Meter (Roots Meter) Model G65/IMC/W2-dp. The WI-CL-004 was used as a calibration guideline.

Traceability.

This certificate provides a traceability of The measurement to recognized the national standards, and to realization of the international system of units (SI) through the VSL (National Metrology Institute of Netherlands) via Certificate number: G2211901

Uncertainty of Measurement:

The reported uncertainty of measurement is based on the standard uncertainty multiplied by a coverage factor $k=2$, Which for a normal distribution corresponds to a coverage probability of approximately 95%. The standard uncertainty has been determined in accordance with the GUM 'Evaluation of measurement data - Guide to the expression of uncertainty in measurement'

Calibrated by:

- ☒ Mr. Sorawit Thachalad
☐ Miss Jittraporn Lertsomphol



Approved signatory:

Mr. Parinya Booncharoen
Calibration Department Manager

MEASUREMENT RESULTS:

The Orifice gas flow device was calibrated by direct comparison method with the Standard Rotary Displacement Meter (Roots Meter). The Humid air was used as a medium in the system. The standard conditions are 25°C (298.15 K) and 760 mmHg for standard temperature and standard pressure respectively.

Table 1: The results of Q Standard calibration data

Plate	Flow rate m^3/min	Pressure [Pa] mmHg	Temperature [Ta] °C	Temperature [Tm] °C	Δp_{meter} mmHg	$\Delta p_{Orifice}$ inH ₂ O	y	Standard Flow [Q_s] m^3/min
1	0.700	754.191	23.89	23.40	50.276	1.674	1.291	0.651
2	1.005	754.148	23.80	23.70	54.969	3.395	1.839	0.929
3	1.118	754.084	23.88	23.81	37.664	4.407	2.095	1.058
4	1.175	754.076	23.87	23.79	27.625	5.018	2.236	1.127
5	1.420	754.047	23.89	23.81	27.348	7.362	2.708	1.363

Slope (m): 1.99045
 Intercept (b): -0.00789
 Correlation coefficient (r): 0.99979
 Uncertainty ($k=2$): 0.015 m^3/min

Table 2: The results of Q actual calibration data

Plate	Flow rate m^3/min	Pressure [Pa] mmHg	Temperature [Ta] °C	Temperature [Tm] °C	Δp_{meter} mmHg	$\Delta p_{Orifice}$ inH ₂ O	y	Standard Flow [Q_a] m^3/min
1	0.700	754.191	23.89	23.40	50.276	1.674	0.812	0.654
2	1.005	754.148	23.80	23.70	54.969	3.395	1.156	0.932
3	1.118	754.084	23.88	23.81	37.664	4.407	1.318	1.062
4	1.175	754.076	23.87	23.79	27.625	5.018	1.406	1.132
5	1.420	754.047	23.89	23.81	27.348	7.362	1.703	1.368

Slope (m): 1.24671
 Intercept (b): -0.00497
 Correlation coefficient (r): 0.99979
 Uncertainty ($k=2$): 0.015 m^3/min

End of Certificate of Calibration





High Volume TSP&PM-10 Calibration Report

Location: Thai Environmental Technic

Site ID: Bangkok

Date: 3-Jul-24

ITEM: TSP

Serial No: (No.12)

Calibrate By: Pipat

Site Conditions

Barometric Pressure (mm Hg) : 760.00

Temperature (°C) : 25.0

Average Press. (mm Hg) : 754.4

Average Temp (°C) : 30.6

Corrected Pressure (mm Hg) : 760.0

Temperature (deg K) : 298.0

Corrected Average (mm Hg) : -

Average Temp: (Deg K) : -

Calibration Orifice

Make: Tisch

Model: TE-5025A

Serial#: 0068

Qstd Slope : 1.99045

Qstd Intercept : -0.00789

Calibration Due Date : 16-Aug-24

Calibration Information

Plate or Test #	ORIFICE (in H ₂ O)	Qstd (m3/min)	Indicate (CFM)	IC (corrected)	Linear Regression Slope : 29.8769 Intercept : 5.5966 Corr. Coeff : 0.9867 # of Observations: 5
1	12.30	1.766	60.0	57.00	
2	9.60	1.561	54.0	52.00	
3	7.00	1.333	50.0	48.00	
4	5.00	1.127	40.0	40.00	
5	3.00	0.874	30.0	30.00	

Calculations

$$Qstd = 1/m[\text{Sqrt}(H_2O(Pa/Pstd)(Tstd/Ta))-b]$$

$$IC = I[\text{Sqrt}(Pa/Pstd)(Tstd/Ta)]$$

Qstd = standard flow rate

IC = corrected chart response

I = actual chart response

m = calibrator Qstd slope

b = calibrator Qstd intercept

Ta = actual temperature during calibration (deg K)

Pa = actual pressure during calibration (mm Hg)

Tstd = 298 deg K

Pstd = 760 mm Hg

For subsequent calculation of sampler flow:

$$1/m((I)[\text{Sqrt}(298/Tav)(Pav/760)]-b)$$

NOTE: Ensure calibration orifice has been certified within 12 months of use


m = sampler slope

b = sampler intercept

I = chart response

Tav = daily average temperature

Pav = daily average pressure

Calibrate By : 

Approve By : 



High Volume TSP&PM-10 Calibration Report

Location: Thai Environmental Technic

Site ID: Bangkok

Date: 2-Jul-24

ITEM: TSP

Serial No: (No. 15)

Calibrate By: Pipat

Site Conditions

Barometric Pressure (mm Hg) : 760.00
Temperature (°C) : 25.0
Average Press. (mm Hg) : 754.4
Average Temp (°C) : 31.2

Corrected Pressure (mm Hg) : 760.0
Temperature (deg K) : 298.0
Corrected Average (mm Hg) : -
Average Temp: (Deg K) : -

Calibration Orifice

Make: Tisch
Model: TE-5025A
Serial#: 0068

Qstd Slope : 1.99045
Qstd Intercept : -0.00789
Calibration Due Date : 16-Aug-24

Calibration Information

Plate or Test #	ORIFICE (in H ₂ O)	Qstd (m3/min)	Indicate (CFM)	IC (corrected)	Linear Regression
1	12.60	1.787	60.0	57.00	Slope : 29.5363
2	9.40	1.544	54.0	52.00	Intercept : 5.9092
3	7.20	1.352	50.0	48.00	Corr. Coeff : 0.9873
4	5.00	1.127	40.0	40.00	
5	3.00	0.874	30.0	30.00	# of Observations: 5

Calculations

$$Q_{std} = 1/m[\sqrt{H_2O(P_a/P_{std})(T_{std}/T_a)}] - b$$

$$IC = l[\sqrt{P_a/P_{std}}](T_{std}/T_a)$$

Qstd = standard flow rate
IC = corrected chart response
l = actual chart response

m = calibrator Qstd slope
b = calibrator Qstd intercept
T_a = actual temperature during calibration (deg K)
P_a = actual pressure during calibration (mm Hg)
T_{std} = 298 deg K


P_{std} = 760 mm Hg

For subsequent calculation of sampler flow:
 $1/m(l[\sqrt{298/T_a}](P_a/760)) - b$

NOTE: Ensure calibration orifice has been certified within 12 months of use

m = sampler slope
b = sampler intercept
l = chart response
T_{av} = daily average temperature
P_{av} = daily average pressure

Calibrate By : 

Approve By : 



High Volume TSP&PM-10 Calibration Report

Location: Thai Environmental Technic

Site ID: Bangkok

Date: 3-Jul-24

ITEM: TSP

Serial No: (No. 29)

Calibrate By: Pipat

Site Conditions

Barometric Pressure (mm Hg) : 760.00
Temperature (°C) : 25.0
Average Press. (mm Hg) : 754.4
Average Temp (°C) : 31.5

Corrected Pressure (mm Hg) : 760.0
Temperature (deg K) : 298.0
Corrected Average (mm Hg) : -
Average Temp: (Deg K) : -

Calibration Orifice

Make: Tisch

Qstd Slope : 1.99045

Model: TE-5025A

Qstd Intercept : -0.00789

Serial#: 0068

Calibration Due Date : 16-Aug-24

Calibration Information

Plate or Test #	ORIFICE (in H ₂ O)	Qstd (m3/min)	Indicate (CFM)	IC (corrected)	Linear Regression Slope : 29.7752 Intercept : 5.4130 Corr. Coeff : 0.9918 # of Observations: 5
1	12.30	1.766	60.0	57.00	
2	9.80	1.577	54.0	52.00	
3	7.40	1.371	50.0	48.00	
4	5.00	1.127	40.0	40.00	
5	3.00	0.874	30.0	30.00	

Calculations

$$Qstd = 1/m[\sqrt{H_2O(Pa/Pstd)}(Tstd/Ta)] - b$$

$$IC = I[\sqrt{Pa/Pstd}(Tstd/Ta)]$$

Qstd = standard flow rate
IC = corrected chart response
I = actual chart response

m = calibrator Qstd slope
b = calibrator Qstd intercept
Ta = actual temperature during calibration (deg K)
Pa = actual pressure during calibration (mm Hg)
Tstd = 298 deg K

Pstd = 760 mm Hg

For subsequent calculation of sampler flow:
 $1/m((I)[\sqrt{298/Tav}](Pav/760)] - b$

NOTE: Ensure calibration orifice has been certified within 12 months of use

m = sampler slope
b = sampler intercept
I = chart response
Tav = daily average temperature
Pav = daily average pressure

Calibrate By : 

Approve By : 



High Volume TSP&PM-10 Calibration Report

Location: Thai Environmental Technic

Site ID: Bangkok

Date: 2-Jul-24

ITEM: TSP

Serial No: (No. 40)

Calibrate By: Pipat

Site Conditions

Barometric Pressure (mm Hg): 760.00

Temperature (°C): 25.0

Average Press. (mm Hg): 754.5

Average Temp (°C): 31.5

Corrected Pressure (mm Hg): 760.0

Temperature (deg K): 298.0

Corrected Average (mm Hg): -

Average Temp: (Deg K): -

Calibration Orifice

Make: Tisch

Model: TE-5025A

Serial#: 0068

Qstd Slope: 1.99045

Qstd Intercept: -0.00789

Calibration Due Date: 16-Aug-24

Calibration Information

Plate or Test #	ORIFICE (in H ₂ O)	Qstd (m3/min)	Indicate (CFM)	IC (corrected)	Linear Regression Slope: 29.6359 Intercept: 5.9854 Corr. Coeff: 0.9837 # of Observations: 5
1	12.60	1.787	60.0	57.00	
2	9.20	1.528	54.0	52.00	
3	7.00	1.333	50.0	48.00	
4	5.00	1.127	40.0	40.00	
5	3.00	0.874	30.0	30.00	

Calculations

$$Qstd = 1/m[\text{Sqrt}(H_2O(Pa/Pstd)(Tstd/Ta))-b]$$

$$IC = I[\text{Sqrt}(Pa/Pstd)(Tstd/Ta)]$$

Qstd = standard flow rate

IC = corrected chart response

I = actual chart response

m = calibrator Qstd slope

b = calibrator Qstd intercept

Ta = actual temperature during calibration (deg K)

Pa = actual pressure during calibration (mm Hg)

Tstd = 298 deg K

Pstd = 760 mm Hg

For subsequent calculation of sampler flow:

$$1/m[(I)[\text{Sqrt}(298/Tav)(Pav/760)]-b]$$

NOTE: Ensure calibration orifice has been certified within 12 months of use

m = sampler slope


b = sampler intercept

I = chart response

Tav = daily average temperature

Pav = daily average pressure

Calibrate By : 

Approve By : 



High Volume TSP&PM-10 Calibration Report

Location : Thai Environmental Technic

Site ID : Bangkok

Date : 3-Jul-24

ITEM : PM10

Serial No : (No. 24)

Calibrate By : Pipat

Site Conditions

Barometric Pressure (mm Hg) : 760.00
Temperature (°C) : 25.0
Average Press. (mm Hg) : 754.4
Average Temp (°C) : 32.6

Corrected Pressure (mm Hg) : 760.0
Temperature (deg K) : 298.0
Corrected Average (mm Hg) : -
Average Temp: (Deg K) : -

Calibration Orifice

Make : Tisch

Qstd Slope : 1.99045

Model : TE-5025A

Qstd Intercept : -0.00789

Serial# : 0068

Calibration Due Date : 16-Aug-24

Calibration Information

Plate or Test #	ORIFICE (in H ₂ O)	Qstd (m3/min)	Indicate (CFM)	IC (corrected)	Linear Regression Slope : 34.2805 Intercept : 1.2747 Corr. Coeff : 0.9913 # of Observations: 5
1	12.20	1.759	60.0	60.00	
2	9.20	1.528	54.0	54.00	
3	7.20	1.352	50.0	50.00	
4	5.00	1.127	40.0	40.00	
5	3.00	0.874	30.0	30.00	

Calculations

$$Qstd = 1/m[\text{Sqrt}(H_2O(Pa/Pstd)(Tstd/Ta))-b]$$

$$IC = l[\text{Sqrt}(Pa/Pstd)(Tstd/Ta)]$$

Qstd = standard flow rate

IC = corrected chart response

l = actual chart response

m = calibrator Qstd slope

b = calibrator Qstd intercept

Ta = actual temperature during calibration (deg K)

Pa = actual pressure during calibration (mm Hg)

Tstd = 298 deg K

Pstd = 760 mm Hg

For subsequent calculation of sampler flow:

$$1/m((l)[\text{Sqrt}(298/Tav)(Pav/760)]-b)$$

NOTE: Ensure calibration orifice has been certified within 12 months of use


m = sampler slope

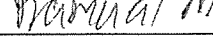
b = sampler intercept

l = chart response

Tav = daily average temperature

Pav = daily average pressure

Calibrate By : 

Approve By : 



High Volume TSP&PM-10 Calibration Report

Location : Thai Environmental Technic

Site ID : Bangkok

Date : 4-Jul-24

ITEM : PM10

Serial No : (No. 29)

Calibrate By : Pipat

Site Conditions

Barometric Pressure (mm Hg) : 760.00
Temperature (°C) : 25.0
Average Press. (mm Hg) : 754.4
Average Temp (°C) : 31.5

Corrected Pressure (mm Hg) : 760.0
Temperature (deg K) : 298.0
Corrected Average (mm Hg) : -
Average Temp: (Deg K) : -

Calibration Orifice

Make : Tisch
Model : TE-5025A
Serial# : 0068

Qstd Slope : 1.99045
Qstd Intercept : -0.00789
Calibration Due Date : 16-Aug-24

Calibration Information

Plate or Test #	ORIFICE (in H ₂ O)	Qstd (m3/min)	Indicate (CFM)	IC (corrected)	Linear Regression Slope : 34.8135 Intercept : 0.5379 Corr. Coeff : 0.9949 # of Observations: 5
1	12.00	1.744	60.0	60.00	
2	9.20	1.528	54.0	54.00	
3	7.40	1.371	50.0	50.00	
4	5.00	1.127	40.0	40.00	
5	3.00	0.874	30.0	30.00	

Calculations

$$Q_{std} = 1/m[\sqrt{H_2O(P_a/P_{std})(T_{std}/T_a)} - b]$$

$$IC = I[\sqrt{P_a/P_{std}}(T_{std}/T_a)]$$

Qstd = standard flow rate
IC = corrected chart response
I = actual chart response

m = calibrator Qstd slope
b = calibrator Qstd intercept
Ta = actual temperature during calibration (deg K)
Pa = actual pressure during calibration (mm Hg)
Tstd = 298 deg K

Pstd = 760 mm Hg

For subsequent calculation of sampler flow:
 $1/m[(I)[\sqrt{298/T_{av}}(P_{av}/760)] - b]$

NOTE: Ensure calibration orifice has been certified within 12 months of use

m = sampler slope
b = sampler intercept
I = chart response
Tav = daily average temperature
Pav = daily average pressure

Calibrate By : 

Approve By : 



High Volume TSP&PM-10 Calibration Report

Location : Thai Environmental Technic

Site ID : Bangkok

Date : 3-Jul-24

ITEM : PM10

Serial No : (No. 31)

Calibrate By : Pipat

Site Conditions

Barometric Pressure (mm Hg) : 760.00
Temperature (°C) : 25.0
Average Press. (mm Hg) : 754.5
Average Temp (°C) : 31.5

Corrected Pressure (mm Hg) : 760.0
Temperature (deg K) : 298.0
Corrected Average (mm Hg) : -
Average Temp: (Deg K) : -

Calibration Orifice

Make : Tisch
Model : TE-5025A
Serial# : 0068

Qstd Slope : 1.99045
Qstd Intercept : -0.00789
Calibration Due Date : 16-Aug-24

Calibration Information

Plate or Test #	ORIFICE (in H ₂ O)	Qstd (m3/min)	Indicate (CFM)	IC (corrected)	Linear Regression Slope : 35.0170 Intercept : 0.9811 Corr. Coeff : 0.9804 # of Observations: 5
1	12.20	1.759	60.0	60.00	
2	9.40	1.544	56.0	56.00	
3	7.20	1.352	52.0	52.00	
4	5.00	1.127	40.0	40.00	
5	3.00	0.874	30.0	30.00	

Calculations

$$Qstd = 1/m[\text{Sqrt}(H_2O(Pa/Pstd)(Tstd/Ta))-b]$$

$$IC = l[\text{Sqrt}(Pa/Pstd)(Tstd/Ta)]$$


Qstd = standard flow rate
IC = corrected chart response
l = actual chart response


m = calibrator Qstd slope
b = calibrator Qstd intercept
Ta = actual temperature during calibration (deg K)
Pa = actual pressure during calibration (mm Hg)
Tstd = 298 deg K

Pstd = 760 mm Hg
For subsequent calculation of sampler flow:
 $1/m((l)[\text{Sqrt}(298/Tav)(Pav/760)]-b)$

NOTE: Ensure calibration orifice has been certified within 12 months of use

m = sampler slope
b = sampler intercept
l = chart response
Tav = daily average temperature
Pav = daily average pressure

Calibrate By : 

Approve By : 



Thai Environmental Technic Limited

บริษัท เทคโนโลยีสิ่งแวดล้อมไทย จำกัด

High Volume TSP&PM-10 Calibration Report

Location : Thai Environmental Technic

Site ID : Bangkok

Date : 3-Jul-24

ITEM : PM10

Serial No : (No. 19)

Calibrate By : Pipat

Site Conditions

Barometric Pressure (mm Hg) : 760.00

Temperature (°C) : 25.0

Average Press. (mm Hg) : 754.4

Average Temp (°C) : 31.2

Corrected Pressure (mm Hg) : 760.0

Temperature (deg K) : 298.0

Corrected Average (mm Hg) : -

Average Temp: (Deg K) : -

Calibration Orifice

Make : Tisch

Model : TE-5025A

Serial# : 0068

Qstd Slope : 1.99045

Qstd Intercept : -0.00789

Calibration Due Date : 16-Aug-24

Calibration Information

Plate or Test #	ORIFICE (in H ₂ O)	Qstd (m3/min)	Indicate (CFM)	IC (corrected)	Linear Regression Slope : 34.9500 Intercept : 0.7346 Corr. Coeff : 0.9894 # of Observations: 5
1	12.00	1.744	60.0	60.00	
2	9.00	1.511	54.0	54.00	
3	7.00	1.333	50.0	50.00	
4	5.00	1.127	40.0	40.00	
5	3.00	0.874	30.0	30.00	

Calculations

$$Qstd = 1/m[\text{Sqrt}(H_2O(P_a/P_{std}))(T_{std}/T_a)] - b]$$

$$IC = l[\text{Sqrt}(P_a/P_{std})(T_{std}/T_a)]$$

Qstd = standard flow rate

IC = corrected chart response

l = actual chart response

m = calibrator Qstd slope

b = calibrator Qstd intercept

Ta = actual temperature during calibration (deg K)

Pa = actual pressure during calibration (mm Hg)

Tstd = 298 deg K

Pstd = 760 mm Hg

For subsequent calculation of sampler flow:

$$1/m((l)[\text{Sqrt}(298/T_{av})(P_{av}/760)] - b)$$

NOTE: Ensure calibration orifice has been certified within 12 months of use

m = sampler slope

b = sampler intercept

l = chart response

Tav = daily average temperature

Pav = daily average pressure

Calibrate By : 

Approve By : 

Certificate Of Analysis

Special Gases Mixture

Customer Details

Name:	Address:	Customer Tag No.:
Thai Environmental Technic Limited.	1/6 Soi Ramkhamhaeng 45, Sapansoong, Khet Saphan Sung, Bangkok 10240	-

Certificate Details

Number:	2500/23	Date of Issue:	18-Sep-2023	Expiry date:	18-Sep-2027
Material Details					
Production Order:	90179846	Material Code:	608400-SK-44	Cylinder No.:	D636157
Gas content:	5.520 M ³	Filling pressure:	145 bar	Valve:	CGA 660 SS
Cylinder Owner:	LINDE	Cylinder Material:	Spectra seal	Cylinder Size:	40 L

Laboratory Report*Analytical Result*

Component	Nominal Concentration	Analysis Result ¹	Uncertainty ²	Method of Analysis ³	Assay Date
Sulphur Dioxide In Nitrogen	40.0 ppm	41.1 ppm	± 1% relative	(6) I-PB-352	8-Sep & 18-Sep-23

Reference Standard used in Assay

Reference Standard	Cylinder number	Concentration	Expiry date:
Sulphur Dioxide In Nitrogen	BOC150629SG	25.35 ± 0.25 ppm	9-Jun-2024

Analytical Instruments used in Assay

Instrument/Make/Model	Analytical Principle	Last Multipoint Calibration
FTIR Spectrometers Nicolet iS50	FTIR-SO2	6-Sep-2023

Recommend usage condition

Minimum utilization: 5% of actual content or before expire date whichever comes first.

Storage condition: Keep in well ventilation and secure area.

Comments

When reordering, please quote the material number

Note:

1. All results expressed in this report are on mole/mole basis, unless otherwise specified. The Assay of this Standard has been performed in accordance with the EPA Traceability Protocol EPA-600/R-12/531 for the Assay and Certification of Gaseous Calibration Standards using procedure G1
2. The reported expanded uncertainty is based on a standard uncertainty multiplied by a coverage factor k=2, providing a level of confidence of approximately 95%. The measurement of this material is traceable to the SI through the reference gas standard which is traceable to Swiss National Standard of Mass or other recognised national metrology institutes.
3. (1) Gas Chromatography, (2) Paramagnetic Oxygen Analyzer, (3) Electrochemical Oxygen Analyzer, (4) Electrochemical Moisture Analyzer, (5) Total Hydrocarbon Analyzer, (6) Other - Specified

Sukanya Parinyasoonorn

Signatory for and on behalf of Linde (Thailand) Co., Ltd.

Page 1 of 1

This report shall not be reproduced except in full

PB-002/F006

Iss:L/2, 01 August 2023

บริษัท ลินด์ (ประเทศไทย) จำกัด (มหาชน)

เบอร์โทรแจ้งเหตุฉุกเฉิน 0107537000785

ชั้น 15 บานนาทาวเวอร์ เอ 2/3 หมู่ 14 ถนนบางนา-ตราด กม. 6.5 คลองแก้ว

อ.บางพลี จ.สมุทรปราการ 10540 โทรศัพท์ (66) 2338-6100 โทรสาร (66) 2338-6333

โรงงานเวลโกรว์: 105 หมู่ 5 ต.บางพลี อ.บางพลี จ.สมุทรปราการ 24180

โทรศัพท์ (66) 38.570-479-93

โทรสาร (66) 38.570-323

Linde (Thailand) Public Company Limited

PLC Registration no.0107537000785

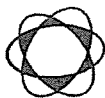
15th Floor, Bangna Tower A, 2/3 Moo 14, Bangna Trad KM. 6.5 Road, Bangkaew

Bangplee, Samutprakarn 10540, Tel (66) 2338-6100 Fax (66) 2338-6333

Wellgrow Plant : 105 Moo 5, T.Bangsamak, A.Bangpakong, Chachoengsao 24180

Thailand, Tel (66) 38.570-479-93

Fax (66) 38.570-323



Thai Environmental Technic Limited

บริษัท เทคนิคสิ่งแวดล้อมไทย จำกัด

Analyzer Calibration Report

Calibrate Date : 23-Apr-24
 Analyzer Type : SO₂
 Brand : API
 Model : 100E
 Serial Number : 1488 (No. 13)
 Range : 500 ppb

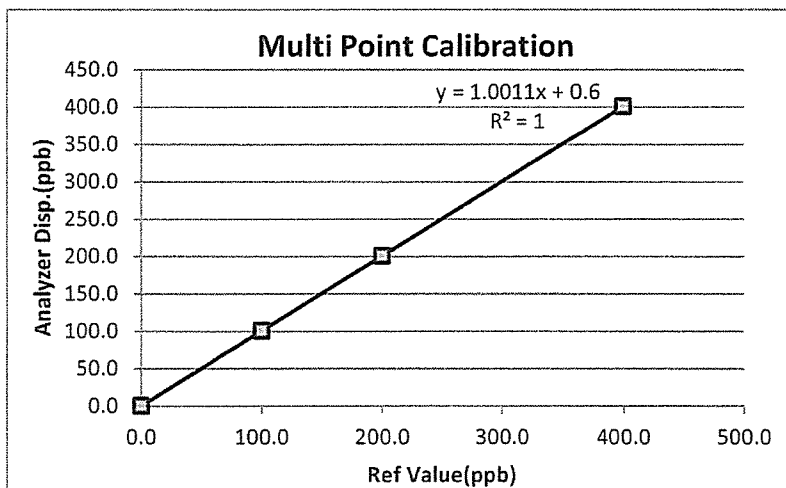
Temperature (°C) : 25°C
 Barometer (mmHg) : 760.0
 Humidity (50±15 %) : 50.0 %RH
 Dilutor : API M700 S/N 625
 Zero Air : API M701 S/N 1926
 Standard gas : D636157

Calibration of Span

Supply Gas	Ref Value(ppb)	Before of Span.(ppb)	After of Span.(ppb)	Abs% diff of Span
Zero	0.0	2.5	0.0	0.0
Span	400.0	388.0	400.0	0.0

Multi Point Calibration

Ref Value(ppb)	Analyzer Disp.(ppb)	Output Difference		
		Diff (ppb)	Percent Diff	Abs Percent Diff
0.0	0.4	0.4	0.00	0.10
100.0	101.0	1.0	0.01	1.00
200.0	200.8	0.8	0.00	0.40
400.0	401.0	1.0	0.00	0.25
Average Diff (%)				0.55



Calibrate by:

[Signature]

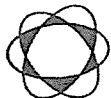
Approved by:

[Signature]

แก้ไขครั้งที่ : 00

วันที่อนุมัติ 02/09/15

เลขที่แบบฟอร์ม : QF-QP16-06



Analyzer Calibration Report

Calibrate Date 24-Apr-24
Analyzer Type SO₂
Brand API
Model 100 A
Serial Number 856 (No. 5)
Range 500 ppb

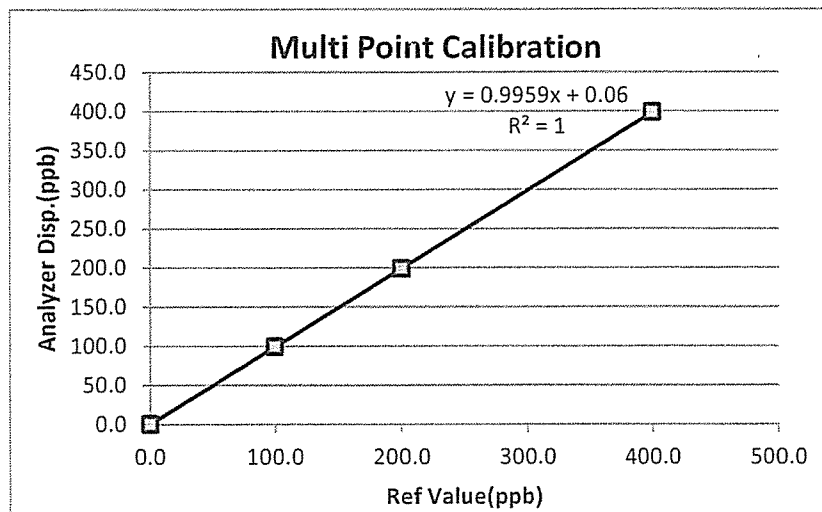
Temperature (°C) : 25°C
Barometer (mmHg) : 760.0
Humidity (50±15 %) : 50.0 %RH
Dilutor : API M700 S/N 625
Zero Air : API M701 S/N 1926
Standard gas : D636157

Calibration of Span

Supply Gas	Ref Value(ppb)	Before of Span.(ppb)	After of Span.(ppb)	Abs% diff of Span
Zero	0.0	0.9	0.0	0.0
Span	400.0	382.0	400.0	0.0

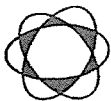
Multi Point Calibration

Ref Value(ppb)	Analyzer Disp.(ppb)	Output Difference		
		Diff (ppb)	Percent Diff	Abs Percent Diff
0.0	0.4	0.4	0.00	0.10
100.0	99.3	-0.7	-0.01	0.70
200.0	199.1	-0.9	0.00	0.45
400.0	398.6	-1.4	0.00	0.35
Average Diff (%)				0.40



Calibrate by:

Approved by:



Analyzer Calibration Report

Calibrate Date 23-Apr-24
Analyzer Type SO₂
Brand API
Model 100E
Serial Number 1488 (No. 13)
Range 500 ppb

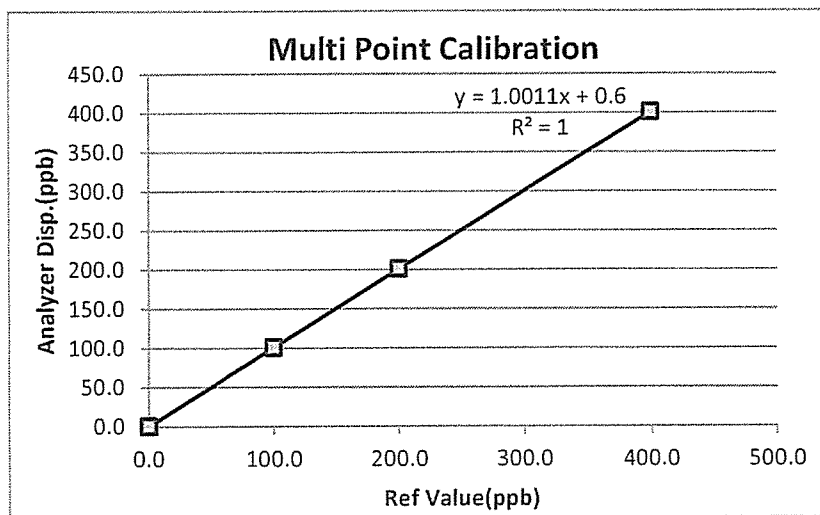
Temperature (°C) : 25°C
Barometer (mmHg) : 760.0
Humidity (50±15 %) : 50.0 %RH
Dilutor : API M700 S/N 625
Zero Air : API M701 S/N 1926
Standard gas : D636157

Calibration of Span

Supply Gas	Ref Value(ppb)	Before of Span.(ppb)	After of Span.(ppb)	Abs% diff of Span
Zero	0.0	2.5	0.0	0.0
Span	400.0	388.0	400.0	0.0

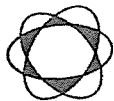
Multi Point Calibration

Ref Value(ppb)	Analyzer Disp.(ppb)	Output Difference		
		Diff (ppb)	Percent Diff	Abs Percent Diff
0.0	0.4	0.4	0.00	0.10
100.0	101.0	1.0	0.01	1.00
200.0	200.8	0.8	0.00	0.40
400.0	401.0	1.0	0.00	0.25
Average Diff (%)				0.55



Calibrate by:

Approved by:



Analyzer Calibration Report

Calibrate Date 24-Apr-24
Analyzer Type SO₂
Brand API
Model 100E
Serial Number 2658 (No. 18)
Range 500 ppb

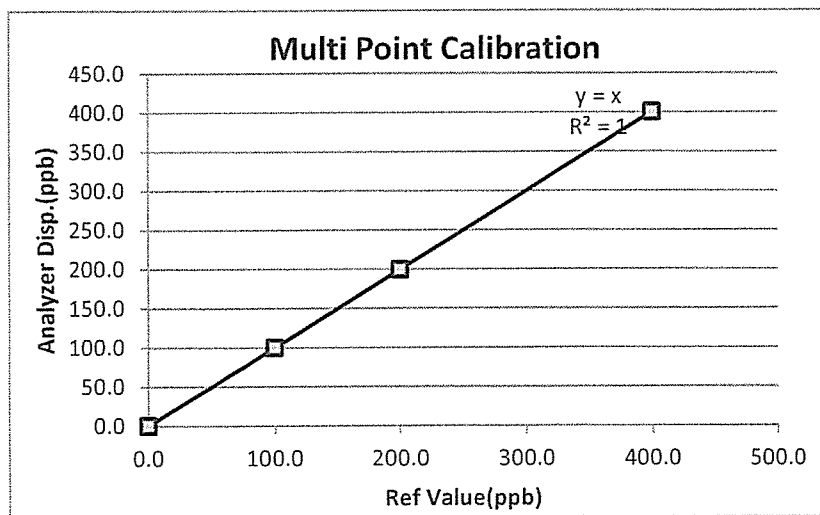
Temperature (°C) : 25°C
Barometer (mmHg) : 755.0
Humidity (50±15 %) : 50.0 %RH
Dilutor : API M700 S/N 625
Zero Air : API M701 S/N 1926
Standard gas : D636157

Calibration of Span

Supply Gas	Ref Value(ppb)	Before of Span.(ppb)	After of Span.(ppb)	Abs% diff of Span
Zero	0.0	2.3	0.0	0.0
Span	400.0	391.0	400.0	0.0

Multi Point Calibration

Ref Value(ppb)	Analyzer Disp.(ppb)	Output Difference		
		Diff (ppb)	Percent Diff	Abs Percent Diff
0.0	0.4	0.4	0.00	0.10
100.0	99.8	-0.2	0.00	0.20
200.0	199.5	-0.5	0.00	0.25
400.0	400.3	0.3	0.00	0.08
Average Diff (%)				0.16



Calibrate by:

Approved by:

Certificate Of Analysis

Special Gases Mixture

Customer Details

Name:

Thai Environmental Technic Limited

Address:

1/6 Soi Ramkhamhaeng 45, Sapansoong,
Khet Saphan Sung, Bangkok 10240

Customer Tag No.:

Certificate Details

Number:	1734/23	Date of Issue:	5-Jul-2023	Expiry date:	5-Jul-2026
Material Details					
Production Order:	90178560	Material Code:	640300-SK-44	Cylinder No.:	A00917SK
Gas content:	5.520 M ³	Filling pressure:	145.0 bar	Valve:	CGA 660 SS
Cylinder Owner:	LINDE	Cylinder Material:	Spectra seal	Cylinder Size:	40 L

Laboratory Report

Analytical Result

Component	Normal Concentration	Analysis Result ¹	Uncertainty ²	Method of Analysis ³	Assay Date
Nitric Oxide	40.0 ppm	40.5 ppm	± 1% relative	(6) I-PB-352	28-Jun & 5-Jul-2023
Other NOx impurity In Nitrogen		Less than 2.0 ppm			

Reference Standard used in Assay

Reference Standard

Nitric Oxide
In Nitrogen

Cylinder number

258013SG

Concentration

25.32 ± 0.25 ppm

Expiry date:

13-Dec-2024

Analytical Instruments used in Assay

Instrument/Make/Model
FTIR Spectrometers Nicolet i550Analytical Principle
FTIR-NOLast Multipoint Calibration
28-Jun-2023

Recommend usage condition

Minimum utilization: 5% of actual content or before expire date whichever comes first.

Storage condition: Keep in well ventilation and secure area.

Comments

When reordering, please quote the material number

Note:

- All results expressed in this report are on mole/mole basis, unless otherwise specified. The Assay of this Standard has been performed in accordance with the EPA Traceability Protocol EPA-600/R-12/531 for the Assay and Certification of Gaseous Calibration Standards using procedure G1.
- The reported expanded uncertainty is based on a standard uncertainty multiplied by coverage factor k=2, providing a level of confidence of approximately 95%. The measurement of this material is traceable to the SI through the reference gas standard, which is traceable to Swiss National Standard of Mass of other recognised national metrology institutes.
- (1) Gas Chromatography, (2) Paramagnetic Oxygen Analyzer, (3) Electrochemical Oxygen Analyzer, (4) Electrochemical Moisture Analyzer, (5) Total Hydrocarbon Analyzer, (6) Other - Specified

Page 1 of 1

This report shall not be reproduced except in full

บริษัท ลินด์ (ประเทศไทย) จำกัด (มหาชน)

โทรสาร (66) 2338-6100

โทร 15 ชั้น ตึก 14 ชั้น ตึก 14 ชั้น ตึก 14 ชั้น ตึก 14 ชั้น ตึก 14 ชั้น

เลขที่ 10540 โทร (66) 2338-6100 โทร (66) 2338-6333

โทร 105 ชั้น 5 ตึก 14 ชั้น ตึก 14 ชั้น ตึก 14 ชั้น ตึก 14 ชั้น ตึก 14 ชั้น

Sukanya Parinyasoonorn

Signatory for and on behalf of Linde (Thailand) Co., Ltd.

Linde (Thailand) Public Company Limited

PIC Registration no. 0107537000763

15th Floor, Bangna Tower A, 2/3 Moo 14, Bangna Trad KM. 6.5 Road, Bangkaew

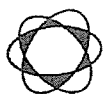
Bangplee, Samutprakarn 10540. Tel (66) 2338-6100 Fax (66) 2338-6333

Wellgrow Plant: 105 Moo 5, T.Bangsamak, A.Bangpakong, Chachoengsao 24180

Fax (66) 38-570-323

PB-002 / F006

Iss. 15 Oct 2021



Thai Environmental Technic Limited
บริษัท เทคนิคสิ่งแวดล้อมไทย จำกัด

NOx Analyzer Calibration Report

Calibrate Date : 22-Apr-24
Analyzer Type : NOx
Brand : API
Model : 200A
Serial Number : 56 (No. 17)
Range : 500 ppb

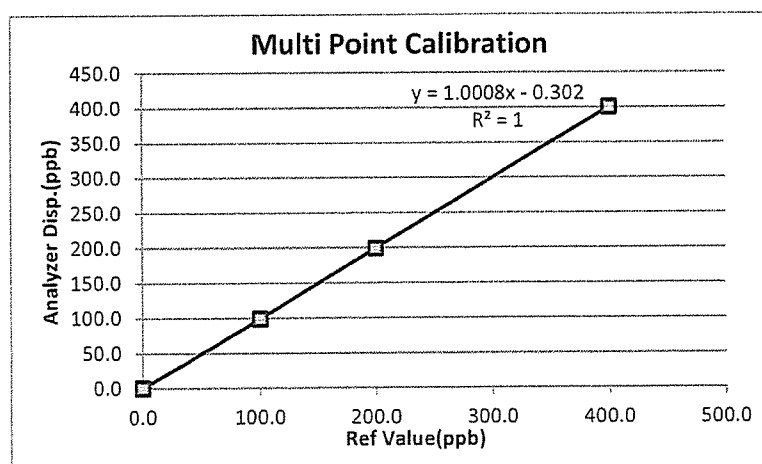
Temperature (°C) : 25°C
Barometer (mmHg) : 759.9
Humidity (50±15 %) : 50.0%RH
Dilutor : API M700 S/N 625
Zero Air : API M701 S/N 1926
Standard gas : A00917 SK

Calibration of Span

Supply Gas	Ref Value(ppb)	Before of Span.(ppb)			After of Span.(ppb)			% diff of Span
		NOx	NO	NO ₂	NOx	NO	NO ₂	
Zero	0.0	0.9	0.8	0.1	0.0	0.0	0.0	0.0
Span	400.0	389.0	387.0	2.0	400.0	400.0	0.0	0.0

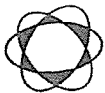
Multi Point Calibration

Ref Value(ppb)	Analyzer Disp.(ppb)			Output Difference		
	NOx	NO	NO ₂	Diff(ppb)	% Diff	Abs (%) Diff
0.0	0.3	0.3	0.0	0.33	0.001	0.08
100.0	99.8	99.1	0.7	-0.90	-0.009	0.90
200.0	198.8	199.6	-0.8	-0.40	-0.002	0.20
400.0	399.1	400.3	-1.2	0.30	0.001	0.08
Average Diff (%)						0.31



Calibrate by: [Signature]

Approved by: [Signature]



NOx Analyzer Calibration Report

Calibrate Date : 22-Apr-24
Analyzer Type : NOx
Brand : API
Model : 200 E
Serial Number : 381 (No. 21)
Range : 500 ppb

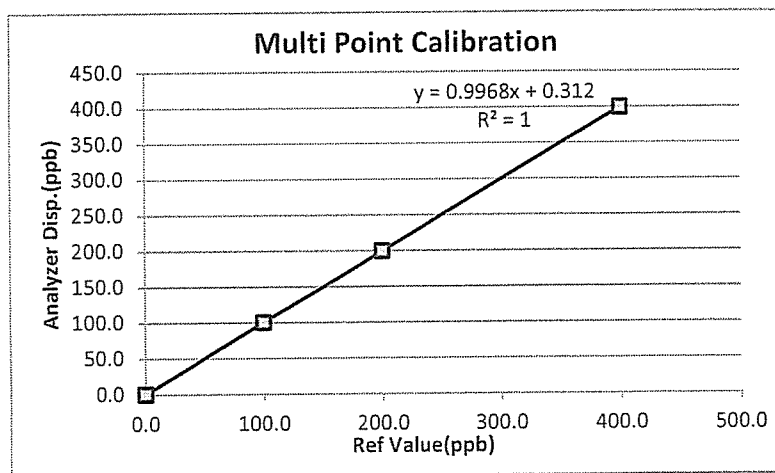
Temperature (°C) : 25°C
Barometer (mmHg) : 759.9
Humidity (50±15 %) : 50.0%RH
Dilutor : API M700 S/N 625
Zero Air : API M701 S/N 1926
Standard gas : A00917 SK

Calibration of Span

Supply Gas	Ref Value(ppb)	Before of Span.(ppb)			After of Span.(ppb)			% diff of Span
		NOx	NO	NO ₂	NOx	NO	NO ₂	
Zero	0.0	3.1	2.9	0.2	0.0	0.0	0.0	0.0
Span	400.0	396.0	392.0	4.0	400.0	400.0	0.0	0.0

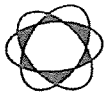
Multi Point Calibration

Ref Value(ppb)	Analyzer Disp.(ppb)			Output Difference		
	NOx	NO	NO ₂	Diff(ppb)	% Diff	Abs (%) Diff
0.0	0.4	0.3	0.1	0.32	0.001	0.08
100.0	101.1	100.3	0.8	0.30	0.003	0.30
200.0	199.5	199.2	0.3	-0.80	-0.004	0.40
400.0	399.4	399.2	0.2	-0.80	-0.002	0.20
Average Diff (%)						0.25



Calibrate by:

Approved by:



NOx Analyzer Calibration Report

Calibrate Date : 19-Apr-24
Analyzer Type : NOx
Brand : API
Model : 200 A
Serial Number : 777 (No. 25)
Range : 500 ppb

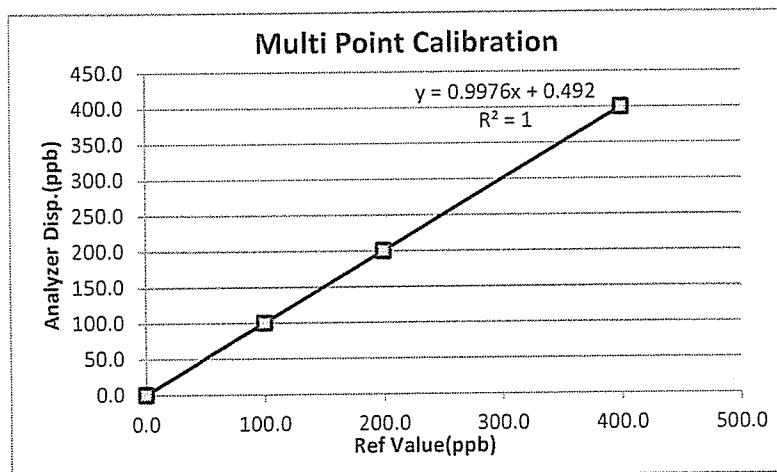
Temperature (°C) : 25°C
Barometer (mmHg) : 759.9
Humidity (50±15 %) : 50.0%RH
Dilutor : API M700 S/N 625
Zero Air : API M701 S/N 1926
Standard gas : A00917 SK

Calibration of Span

Supply Gas	Ref Value(ppb)	Before of Span.(ppb)			After of Span.(ppb)			% diff of Span
		NOx	NO	NO ₂	NOx	NO	NO ₂	
Zero	0.0	0.5	0.3	0.2	0.0	0.0	0.0	0.0
Span	400.0	392.0	391.0	1.0	400.0	400.0	0.0	0.0

Multi Point Calibration

Ref Value(ppb)	Analyzer Disp.(ppb)			Output Difference		
	NOx	NO	NO ₂	Diff(ppb)	% Diff	Abs (%) Diff
0.0	0.5	0.4	0.0	0.42	0.001	0.11
100.0	101.5	100.3	1.2	0.30	0.003	0.30
200.0	201.3	200.1	1.2	0.10	0.000	0.05
400.0	399.8	399.5	0.3	-0.50	-0.001	0.13
Average Diff (%)						0.14

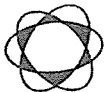


Calibrate by:

[Signature]

Approved by:

[Signature]



NOx Analyzer Calibration Report

Calibrate Date : 22-Apr-24
Analyzer Type : NOx
Brand : API
Model : 200 A
Serial Number : 1775 (No. 26)
Range : 500 ppb

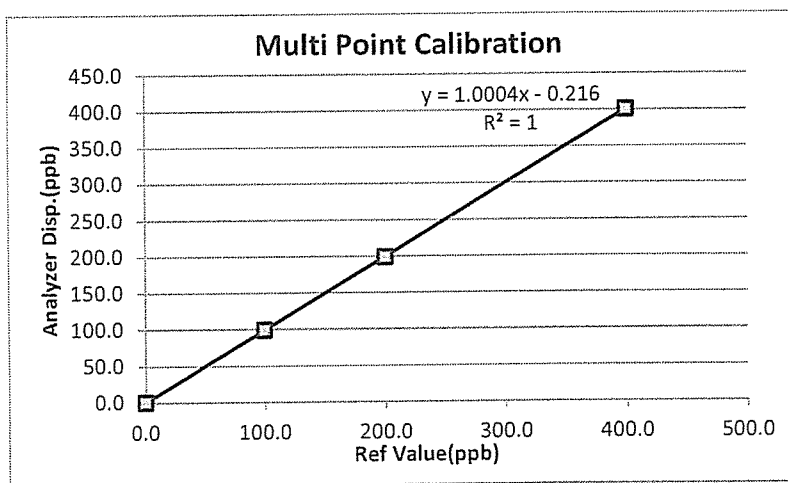
Temperature (°C) : 25°C
Barometer (mmHg) : 759.9
Humidity (50±15 %) : 50.0%RH
Dilutor : API M700 S/N 625
Zero Air : API M701 S/N 1926
Standard gas : A00917 SK

Calibration of Span

Supply Gas	Ref Value(ppb)	Before of Span(ppb)			After of Span(ppb)			% diff of Span
		NOx	NO	NO ₂	NOx	NO	NO ₂	
Zero	0.0	0.8	0.5	0.3	0.0	0.0	0.0	0.0
Span	400.0	392.0	388.0	4.0	400.0	400.0	0.0	0.0

Multi Point Calibration

Ref Value(ppb)	Analyzer Disp.(ppb)			Output Difference		
	NOx	NO	NO ₂	Diff(ppb)	% Diff	Abs (%) Diff
0.0	0.3	0.3	0.0	0.34	0.001	0.09
100.0	99.8	99.4	0.4	-0.60	-0.006	0.60
200.0	199.5	199.4	0.1	-0.60	-0.003	0.30
400.0	401.1	400.3	0.8	0.30	0.001	0.08
Average Diff (%)						0.26



Calibrate by:

Approved by: Pranual M



THAI METEOROLOGICAL DEPARTMENT

4353 Sukhumvit, Bangna, Bangkok 10260 Tel. 081-454-2804, 0-2399-0469

Calibration Certificate

Issued by : Calibration & Test Section : Meteorological Instruments Bureau

Date of Issue 20 November, 2023

Certification No. 412/23

Page : 1 of 2

Object : Wind speed and wind direction

Manufacturer : Davis Instruments Inc.

Type : Vantage VUE Model No. : #6251EU

ID No. : No.36

Serial No. : Display MT221012048 Transmitter MT231004047

Customer : Thai Environmental Technic Limited.
1/6 Soi Ramkhamhaeng 145,
Khwaeng/Khet Saphan Sung, Bangkok 10240.

Calibration Condition : Temperature 25.1 °C Barometric Pressure 1015.6 hPa

NATIONAL STANDARD WIND TUNNEL :

: Thermal Anemometer 642 S/N 91563


: HOOK GAGE NO 1425 Pitot Tube Theodor Friedrichs Type 0800.0000 serial 9023


N.I.S.T. Test Reference Number 731/241460 : Standard Velocity at 20 - 30 m/sec


: Ultrasonic Anemometer Model DA-650-3TV (sensor TR-90AH)

Serial Number 110730029 (sensor 120629586)

JAPAN QUALITY ASSURANCE ORGANIZATION : Standard Velocity at 0 - 20 m/sec

Calibrated by : 
Mr. Watcharapol Subwat
Mechanical Engineer

Signed : 
Mr. Pisood Promsut





THAI METEOROLOGICAL DEPARTMENT

4353 Sukhumvit, Bangna, Bangkok 10260 Tel. 081-454-2804,0-2399-0469

The Result of Calibration

Certification No. 412/23

20 November, 2023

Page : 2 of 2

Standard Ultrasonic Anemometer m/sec	HOOK GAGE NO. 1425			TESTED ANEMOMETER	
	Pressure inches H2O	Vacumm inches H2O	Velocity m/sec	Velocity m/sec	Correction m/sec
1.00	-	-	-	0.9	0.10
3.02	-	-	-	2.7	0.32
5.00	-	-	-	4.9	0.10
7.00	-	-	-	6.7	0.30
9.02	-	-	-	9.0	0.02
11.01	-	-	-	10.8	0.21
13.01	-	-	-	13.0	0.01
15.01	-	-	-	15.1	-0.09
17.02	-	-	-	17.0	0.02
20.02	-	-	-	20.1	-0.08

Wind Aloft Plotting Board.	
US.DEPARTMENT OF COMMERCE WEATHER BUREAU	
WIND DIRETION	TESTED WIND DIRECTION
0	0
90	90
180	180
270	270

Calibrated by :

Watchapol

Mr. Watchapol Subwat

Mechanical Engineer





Certificate of Calibration

Certificate Number : SPR24040311-1

Page : 1 of 3

Customer : Thai Environmental Technic Limited.

1/6 Soi Ramkhamhaeng 145, Khwaeng Saphan Sung, Khet Saphan
Sung, Bangkok 10240, Thailand.

Equipment Name : Sound Calibrator

Manufacturer : Tenmars

Model : TM-100

Serial Number : 181203570

ID. Number : N/A

Environmental Conditions

Ambient Temperature : $23^{\circ}\text{C} \pm 3^{\circ}\text{C}$

Received Date : 26 Apr 2024

Relative Humidity : $50\% \pm 15\%$

Calibration Date : 26 Apr 2024

Location of Calibration : In-Lab

Recommend Due Date : 26 Apr 2025

Calibration Procedure : In-House Method

Date of Issue : 27 Apr 2024

Method of Calibration


This certifies that the above instrument was calibrated in compliance with the calibration system requirement of ISO/IEC 17025:2017 in accordance with reference procedure. Standards used to perform this calibration are certified by to NIST or equivalent, National metrology institute, Natural physical constants, consensus standards. The result reported herein apply only to the calibration of the item described above as received. Our decision rule is to contact the customer if the item pass and fail calibration when the results include the uncertainties and the customer must determine if the results meets their needs.

The calibration certificate shall not be reproduced except in full, without written approval of SP Metrology System (Thailand).

Calibrated by : Mr.Nanthawat Wanasit

Calibration Officer

Approved by :


(Mr. Prayoon Topart)

Authorized Signatory



Calibration Report

Certificate Number : SPR24040311-1

Page : 2 of 3

Reference Standards

Equipment Name	Model	Serial No.	Certificate No.	Due. Date
Measuring Receiver	8902A	2950A02471	EF-0048-23	14 Nov 2024
AUDIO Analyzer	8903B	3011A09975	EL02442/24	23 Jan 2025

Traceability

This certification is traceable to the International System of Unit maintained at :

NIMT - The National Institute of Metrology, Thailand.

PCAL - Professional Calibration & Services Co.,Ltd



Result of Calibration

Certificate Number : SPR24040311-1

Page : 3 of 3

Function : Sound Level

UUC Setting (dB)	Standard Reading (dB)	Error (dB)	Uncertainty (±dB)
94	93.8	0.2	1.5
114	113.6	0.4	1.5

Note :

The result of calibration was found accurate as show on date and place of calibration only.
This Certificate is not certified for any commercial transaction.

Measurement Uncertainty

The reported uncertainty of measurement is the expanded uncertainty obtained by multiplying the standard uncertainty with the coverage factor $k = 2.00$, providing a level of confidence approximately 95%.

- End of Certificate -

Request No. 21-67/0566

MTC No. EEL. BP. 1/0867

CALIBRATION CERTIFICATE

Submitted by : THAI ENVIRONMENTAL TECHNIC LIMITED.
Address : 1/6 Soi Ramkhamhaeng 145, Khwaeng/Khet Saphansung, Bangkok, 10240, Thailand.
Calibrated at : Electrical and Electronic Standards Laboratory, Industrial Metrology and Testing Service Centre.
Soi 1C, Bangpoo Industrial Estate, Sukhumvit Rd., Muang, Samutprakan 10280.

Instrument Calibrated :

Description : Sound Calibrator
Manufacturer : Tenmars
Model : TM-100
Serial No. : 180501628

Ambient Environment

Temperature : $(23 \pm 3) ^\circ\text{C}$
Relative Humidity : $(50 \pm 15) \%$
Ambient Pressure : $(101.325 \pm 1.500) \text{ kPa}$

Standards used : 1. Digital Function Synthesizer NF Electronic DF-193A S/N 122037.
2. Measuring Amplifier Bruel&Kjaer 2636 S/N 1537484.
3. Programmable Attenuator Tamagawa TPA-303A S/N OF 2214.
4. Digital Multimeter Agilent 34401A S/N MY44005560.
5. Pressure Transmitter Vaisala PTB202AD S/N T0650001.
6. Audio Analyzer Panasonic VP-7722A S/N 041477D122.
7. Condenser Microphone B&K 4180 S/N 2633526.

Calibration Procedure: CP-102-04 based on IEC 60942-2003. The sound pressure level of instrument was measured by standard microphone using an insert voltage technique.

This instrument has been calibrated against standards maintained at Electrical and Electronic Standards Laboratory (EEL), which are traceable to the International System of Units through the National Institute of Metrology (Thailand).

The information on actual reading is attached herewith and the uncertainty limits quoted refer to the measured values only.

Date of Receipt : 1 Aug. 2024

Date of Calibration : 13 Aug. 2024

1 / 3

The results relate only to the items tested/calibrated or value assigned.

Advertising the Report/Certificate and publicity of the results except in full are prohibited unless written permission is obtained from the governor of TISTR.

FM.BL.MTC.002 Rev.5

THAILAND INSTITUTE OF SCIENTIFIC AND TECHNOLOGICAL RESEARCH (TISTR)

Request No. 21-67/0566

MTC No. EEL. BP. 1/0867

The reported expanded uncertainty is based upon a standard uncertainty multiplied by a coverage factor $k = 2$, providing a level of confidence of approximately 95%.

Nominal Output of Unit Under Test = 94 dB re 20 μ Pa at 1000 Hz

Acoustic Output in dB re 20 μ Pa , Corrected to Reference Conditions : 101.325 kPa , 23.0°C and 50 %RH

1. Sound Pressure Level

Standard Microphone Type	Measured Sound Pressure Level (dB)	Deviated value (dB)	Uncertainty (dB)	Tolerance limit IEC60942:2003 Class 2
1/2 inch Bruel&Kjaer 4180	94.58	0.58	± 0.10	± 0.75 dB

2. Frequency

Standard Microphone Type	Measured Frequency (Hz)	Deviated value (Hz)	Uncertainty (Hz)	Tolerance limit IEC60942:2003 Class 2
1/2 inch Bruel&Kjaer 4180	990.7	-9.3	± 1.5	$\pm 2.0\%$

3. Total distortion

Standard Microphone Type	Measured Total distortion (%)	Uncertainty (%)	Tolerance limit IEC60942:2003 Class 2
1/2 inch Bruel&Kjaer 4180	1.74	± 0.50	$\pm 4.0\%$

Note : 1. No adjustment.

2. The calibrator pressure correction was not included.

3. The microphone volume correction was not included.

Date of Calibration : 13 Aug. 2024

2 / 3
W

The results relate only to the items tested/calibrated or value assigned.
Advertising the Report/Certificate and publicity of the results except in full are prohibited unless written permission is obtained from the governor of TISTR.

THAILAND INSTITUTE OF SCIENTIFIC AND TECHNOLOGICAL RESEARCH (TISTR)

Request No. 21-67/0566

MTC No. EEL. BP. 1/0867

Nominal Output of Unit Under Test = 114 dB re 20 μ Pa at 1000 Hz

Acoustic Output in dB re 20 μ Pa , Corrected to Reference Conditions : 101.325 kPa , 23.0 °C and 50 %RH

1. Sound Pressure Level

Standard Microphone Type	Measured Sound Pressure Level (dB)	Deviated value (dB)	Uncertainty (dB)	Tolerance limit IEC60942:2003 Class 2
1/2 inch Bruel&Kjaer 4180	114.61	0.61	± 0.10	± 0.75 dB

2. Frequency

Standard Microphone Type	Measured Frequency (Hz)	Deviated value (Hz)	Uncertainty (Hz)	Tolerance limit IEC60942:2003 Class 2
1/2 inch Bruel&Kjaer 4180	985.9	-14.1	± 1.5	$\pm 2.0\%$

3. Total Distortion


Standard Microphone Type	Measured Total Distortion (%)	Uncertainty (%)	Tolerance limit IEC60942:2003 Class 2
1/2 inch Bruel&Kjaer 4180	3.00	± 0.70	$\pm 4.0\%$

Note : 1. No adjustment.

2. The calibrator pressure correction was not included.

3. The microphone volume correction was not included.

Calibrated by :


.....
(Mr. Weerachai Deechaiyae)

Approved by :


.....
(Mr. Prawate Kluaypa)
Director

Electrical and Electronic Standards Laboratory

Industrial Metrology and Testing Service Centre

Ref : 2011267080102854001

Date of Calibration : 13 Aug. 2024

Date of Issue : 15 Aug. 2024

End of Certificate

3 / 3

The results relate only to the items tested/calibrated or value assigned.

Advertising the Report/Certificate and publicity of the results except in full are prohibited unless written permission is obtained from the governor of TISTR.

FM.BLMTC.002 Rev.5

Head Office

35 Mu 3 Tambon Khlong Ha, Amphoe Khlong Luang,
Changwat Pathumthani 12120, Thailand
Tel. (66) 0 2577 9036
Fax. (66) 0 2577 9009

Office/Laboratory

668 Mu 2 Tambon Bangpoomai, Amphoe Muang Samutprakan,
Changwat Samutprakan 10280, Thailand
Tel. (66) 0 2323 1672-80 ext. 115, 116
(66) 08 3219 9440
E-mail : mtc@tistr.or.th Website : www.tistr.or.th

Office

196 Phahonyothin Road, Ladyao, Chatuchak,
Bangkok 10900, Thailand
Tel. (66) 0 2579 1121-30 ext. 5219, 5225, 5217
(66) 08 1889 6827




Sound Level Meter Calibration Report

Equipment Type : Sound Level Meter
Calibrator : TENMARS Sound Calibrator TM-100
Standard : IEC 60942
Accuracy : 94.0 ±0.3 dB and 114.0±0.5 dB
Frequency : at 1,000 Hz ±1%
Calibrator Serial NO. : 180501628

Calibration Date : 1-Oct-2024
Barometric pressure (mmHg) : 759.0 mmHg
Temperature (23±3)°C : 25.00 °C
Relative Humidity(50±15 %) : 50.0 % RH
Dued Date of Calibrate : 31-Oct-2024

Item	Instrument Calibrated			Reference Acoustic dB	Before Adjust				After Adjust ± dB	Deviation ± dB	Result Calibrate
	Brand	Model	Serial NO.		ครั้งที่ 1	ครั้งที่ 2	ครั้งที่ 3	เฉลี่ย			
21	ACO	6226	070049	94.0	94.2	94.2	94.2	94.2	94.0	0.2	PASS
				114.0	114.2	114.2	114.2	114.2			
23	RION	NL-21	00487676	94.0	94.2	94.2	94.2	94.2	94.0	0.2	PASS
				114.0	114.2	114.2	114.2	114.2			
25	ACO	6226	100098	94.0	94.1	94.1	94.1	94.1	94.0	0.1	PASS
				114.0	114.1	114.1	114.1	114.1			
26	ACO	6226	100099	94.0	93.8	93.8	93.8	93.8	94.0	0.2	PASS
				114.0	114.8	114.8	114.8	114.8			
28	ACO	6226	100101	94.0	94.1	94.1	94.1	94.1	94.0	0.1	PASS
				114.0	114.0	114.0	114.0	114.0			
29	ACO	6226	100102	94.0	93.8	93.8	93.8	93.8	94.0	0.2	PASS
				114.0	113.9	113.9	113.9	113.9			
30	ACO	6226	100106	94.0	94.2	94.2	94.2	94.2	94.0	0.2	PASS
				114.0	114.1	114.1	114.1	114.1			
31	ACO	6226	110098	94.0	94.1	94.1	94.1	94.1	94.0	0.1	PASS
				114.0	114.1	114.1	114.1	114.1			
32	ACO	6226	110105	94.0	94.1	94.1	94.1	94.1	94.0	0.1	PASS
				114.0	114.1	114.1	114.1	114.1			
34	ACO	6226	110099	94.0	93.9	93.9	93.9	93.9	94.0	0.1	PASS
				114.0	113.9	113.9	113.9	113.9			

Calibration By : 

Approve by : 



Thai Environmental Technic Limited
บริษัท เทคนิกลิ่งแวดล้อมไทย จำกัด

Sound Level Meter Calibration Report

Equipment Type : Sound Level Meter
Calibrator : TENMARS Sound Calibrator TM-100
Standard : IEC 60942
Accuracy : 94.0 ±0.3 dB and 114.0 ±0.5 dB
Frequency : at 1,000 Hz ±1%
Calibrator Serial NO. : 180501628

Calibration Date : 1-Oct-2024
Barometric pressure (mmHg) : 759.0 mmHg
Temperature (23±3)°C : 25.00 °C
Relative Humidity(50±15 %) : 50.0 % RH
Dued Date of Calibrate : 31-Oct-2024

Item	Instrument Calibrated			Reference Acoustic dB	Before Adjust				After Adjust ± dB	Deviation ± dB	Result Calibrate
	Brand	Model	Serial NO.		ครั้งที่ 1	ครั้งที่ 2	ครั้งที่ 3	เฉลี่ย			
46	ACO	6236	112029	94.0	94.1	94.1	94.1	94.1	94.0	0.1	PASS
				114.0	114.0	114.0	114.0	114.0			
48	ACO	6236	152074	94.0	94.1	94.1	94.1	94.1	94.0	0.1	PASS
				114.0	114.0	114.0	114.0	114.0			
49	ACO	6236	152075	94.0	94.1	94.1	94.1	94.1	94.0	0.1	PASS
				114.0	114.0	114.0	114.0	114.0			
50	ACO	6236	152076	94.0	94.1	94.1	94.1	94.1	94.0	0.1	PASS
				114.0	114.0	114.0	114.0	114.0			
51	ACO	6236	152077	94.0	94.2	94.2	94.2	94.2	94.0	0.2	PASS
				114.0	114.1	114.1	114.1	114.1			
52	ACO	6226	150142	94.0	94.2	94.2	94.2	94.2	94.0	0.2	PASS
				114.0	114.1	114.1	114.1	114.1			
53	ACO	6226	160095	94.0	94.2	94.2	94.2	94.2	94.0	0.2	PASS
				114.0	114.2	114.2	114.2	114.2			
54	ACO	6226	160096	94.0	94.2	94.2	94.2	94.2	94.0	0.2	PASS
				114.0	114.1	114.1	114.1	114.1			
55	ACO	6226	160097	94.0	94.1	94.1	94.1	94.1	94.0	0.1	PASS
				114.0	114.0	114.0	114.0	114.0			
56	ACO	6226	160098	94.0	94.1	94.1	94.1	94.1	94.0	0.1	PASS
				114.0	114.1	114.1	114.1	114.1			

Calibration By :

Approve by :

Bamual M





Sound Level Meter Calibration Report

Equipment Type : Sound Level Meter
Calibrator : TENMARS Sound Calibrator TM-100
Standard : IEC 60942
Accuracy : 94.0 ±0.3 dB and 114.0±0.5 dB
Frequency : at 1,000 Hz ±1%
Calibrator Serial NO. : 180501628

Calibration Date : 1-Oct-2024
Barometric pressure (mmHg) : 759.0 mmHg
Temperature (23±3)°C : 25.00 °C
Relative Humidity(50±15 %) : 50.0 % RH
Dued Date of Calibrate : 31-Oct-2024

Item	Instrument Calibrated			Reference Acoustic dB	Before Adjust				After Adjust ± dB	Deviation ± dB	Result Calibrate
	Brand	Model	Serial NO.		ครั้งที่ 1	ครั้งที่ 2	ครั้งที่ 3	เฉลี่ย			
57	ACO	6226	160099	94.0	94.0	94.0	94.0	94.0	94.0	0.0	PASS
				114.0	114.0	114.0	114.0	114.0			
58	ACO	6226	160143	94.0	94.1	94.1	94.1	94.1	94.0	0.1	PASS
				114.0	114.0	114.0	114.0	114.0			
59	ACO	6226	160203	94.0	94.1	94.1	94.1	94.1	94.0	0.1	PASS
				114.0	114.0	114.0	114.0	114.0			
60	ACO	6226	160204	94.0	94.1	94.1	94.1	94.1	94.0	0.1	PASS
				114.0	114.0	114.0	114.0	114.0			
61	ACO	6226	160205	94.0	93.9	93.9	93.9	93.9	94.0	0.2	PASS
				114.0	114.0	114.0	114.0	114.0			
62	ACO	6226	160211	94.0	93.9	93.9	93.9	93.9	94.0	0.1	PASS
				114.0	113.9	113.9	113.9	113.9			
63	ACO	6226	160212	94.0	94.0	94.0	94.0	94.0	94.0	0.0	PASS
				114.0	114.0	114.0	114.0	114.0			
64	ACO	6226	160213	94.0	94.1	94.1	94.1	94.1	94.0	0.1	PASS
				114.0	114.0	114.0	114.0	114.0			
66	ACO	6226	160215	94.0	94.1	94.1	94.1	94.1	94.0	0.1	PASS
				114.0	114.1	114.1	114.1	114.1			
67	ACO	6226	160216	94.0	94.1	94.1	94.1	94.1	94.0	0.1	PASS
				114.0	114.0	114.0	114.0	114.0			

Calibration By : 

Approve by : 



TECHNOLOGY PROMOTION ASSOCIATION (THAILAND-JAPAN)
CORPORATE SERVICES 3: EQUIPMENT CALIBRATION AND TESTING SERVICES
534/4 PATTANAKARN ROAD SOI 18, SUANLUANG, SUANLUANG BANGKOK 10250
TEL.0-2717-3000-29 FAX.0-2719-9484



Certificate of Calibration


Cert.No.: 24CHO574

Page.: 1 of 2

Equipment : pH Meter
Manufacturer : Horiba
Model : LAQUA-PH1300
Serial No. : B06D0012
ID No. : Ins-LAB-026
Condition As-Received: Used Item
Received Date : 30 October 2024
Calibration Date : 30 October 2024
Reference : 2410-0784OC-6
Submitted by : Thai Environmental Technic Limited
1/6 Soi Ramkhamhaeng 145,
Khwaeng/Khet Saphan Sung,
Bangkok 10240

Calibration Place : Laboratory (Thai Environmental Technic Limited)
Ambient Temperature : (25.3 to 24.8) °C (On-Site)
Relative Humidity : (71.7 to 77.5) % (On-Site)
Calibration Procedure : In - house method :
- CP-OCH2 by direct measurement with DC voltage
standard and direct measurement with
certified reference material (CRM)

Calibrated by : Saithip Meangmai

Approved by : 
Approved Signatory

() Unnopphol Harachai
(✓) Ponpan Paipim
() Saithip Meangmai

Issue Date : 2 November 2024

The Uncertainties are for a confidence probability of approximately 95%

This certificate may not be reproduced other than in full, except with the prior written
Approval of the head of Corporate Services 3 : Equipment Calibration and Testing Services.



Cert.No.: 24CHO574

Page.: 2 of 2

Condition of this calibration result

1. Reference Standard Instrument

<u>Instrument</u>	<u>Serial No.</u>	<u>ID No.</u>	<u>Cert. No.</u>	<u>Due Date</u>
1) Document Process Calibrator	46530031	130RC098	24E3004	12 Sep 2025
2) Digital Thermometer	307901	70RC137	24I973	01 Sep 2025

- This Certification is traceable to SI Through Technology Promotion Association (Thailand - Japan)

2. Certified Reference Materials : The measurement results are traceable to SI through CPA chem Ltd.,
ANSI-ASQ National Accreditation Board, Accredited No. AR-1835
: The measurement results are traceable to SI through Hach Lenge GmbH Ltd.,
The measurement results are traceable to SI through Hach Lenge GmbH Ltd.,

<u>Buffer Solution</u>	<u>Manufacturer</u>	<u>Lot No.</u>	<u>Exp. date</u>
pH 1.685	CPA chem	1005300	15 June 2026
pH 4.008	CPA chem	1034203	27 Sep 2026
pH 6.876	CPA chem	1005301	15 June 2026
pH 9.174	CPA chem	1005302	15 June 2025
*pH 12.42	Hach Lenge GmbH	C03178	07 June 2026

3. This certificate is valid only to the item calibrated on date and place of calibration.

Calibration Results**Function : mV Measurement****Performing standard curve by Document Process Calibrator at pH (1.7,4,7,10,12)**

Unit Under Calibration	Nominal Value	Standard Voltage Input	Actual Reading		Uncertainty of Measurement (\pm mV)	Coverage factor k
	pH	mV	mV	pH		
pH Meter S/N.: V3B1F8H3	1.680	314.73	314.7	1.680	0.058	2.00
	4.000	177.48	177.4	4.000	0.058	2.00
	6.860	8.28	8.3	6.860	0.058	2.00
	7.000	0.00	0.0	7.000	0.058	2.00
	9.180	-128.97	-128.9	9.180	0.058	2.00
	10.000	-177.48	-177.4	10.000	0.058	2.00
	12.000	-295.80	-295.8	12.000	0.058	2.00

Function : pH Measurement**Performing five buffers standard curve by using buffer nominal pH (1.68,4.01,6.86,9.18,12.42)**

Unit Under Calibration	Standard pH Buffer Solution	Actual pH Reading	Actual mV Reading (mV)	Uncertainty of pH Measurement (\pm)	Coverage factor k
pH Electrode S/N.: 9X3D0537	1.685	1.679	293.0	0.0074	2.18
	4.008	3.981	154.7	0.0057	2.09
	6.876	6.842	-13.2	0.0075	2.05
	9.174	9.151	-148.8	0.013	2.07
	*12.42	12.423	-337.1	0.059	2.05

Remark - * = Not NSC-ONSC Accredited.

The reported uncertainty of measurement was based on a standard uncertainty multiplied by a coverage factor k, providing a level of confidence of approximately 95 %.



TECHNOLOGY PROMOTION ASSOCIATION (THAILAND-JAPAN)
CORPORATE SERVICES 3: EQUIPMENT CALIBRATION AND TESTING SERVICES
534/4 PATTANAKARN ROAD SOI 18, SUANLUANG, SUANLUANG BANGKOK 10250
TEL.0-2717-3000-29 FAX.0-2719-9484



Certificate of Calibration

Cert.No.: 24MM272

Page.: 1 of 3

Equipment : Electronic Balance

Manufacturer : Mettler Toledo

Model : AB204

Serial No. : 1116392227

ID No. : Ins-LAB-033

Submitted by : Thai Environmental Technic Limited
1/6 Soi Ramkhamhaeng 145,
Khwaeng/Khet Saphan Sung,
Bangkok 10240

Location : Balance Room


Received order : 09 April 2024

Calibration Date : 10 April 2024

Ambient Temperature : 15 °C to 40 °C

Relative Humidity : 30 % to 90 %

Calibrated by : Khit Ruttanaprapachai

Approved by : 
Approved Signatory

() Ponpan Paipim
() Suwit Imjai
(✓) Kunchit Promprat

Issue Date : 12 April 2024

The Uncertainties are for a confidence probability of approximately 95%

This certificate may not be reproduced other than in full, except with the prior written
Approval of the head of Corporate Services 3 : Equipment Calibration and Testing Services.



Equipment : Electronic Balance
Condition As-Received : Used Item
Reference : 2404-0113OC-14
Procedure used :-

Cert.No.: 24MM272

Page: 2 of 3

Calibration were conducted using in-house calibration procedure CP-OB01 based on UKAS LAB 14 according to direct measurement method against standard weight.

Condition of this result of calibration

1. Reference standard instruments:-

<u>Instruments</u>	<u>Model</u>	<u>Serial No.</u>	<u>ID No.</u>	<u>Test report No.</u>	<u>Due date</u>
1) Standard Weight Set (E2)	15884	-	70RC138	MM-0020-23	30 Jan 2025

2. This certificate is valid only to the item calibrated on date and place of calibration.
3. This result of calibration was made on requested at the point specified by customer.
4. This certificate is not certified for any commercial transaction.
5. This certification is traceable to the International System of Unit.

Result of calibration () Without Adjustment (*) After Adjustment by External Calibration

Range capacity : 0 g to 210 g **Resolution** 0.0001 g

Before Adjustment :

<u>Applied Weight</u> (g)	<u>Balance Reading</u> (g)	<u>Correction</u> (g)	<u>Measurement Uncertainty</u> (± mg)	<u>Coverage Factor</u> (k)
100	100.0000	0.0000	0.19	2
200	200.0001	-0.0001	0.30	2

After Adjustment :

1. **Determination of the standard deviation of weighing machine** (n = 10)

<u>Applied Weight</u> (g)	<u>Standard Deviation of Reading (g)</u>
100	0.00007
200	0.00008



Equipment : Electronic Balance
Condition As-Received : Used Item
Reference : 2404-0113OC-14

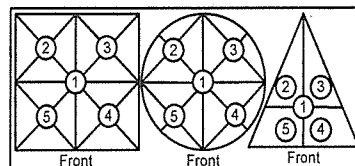
Cert.No.: 24MM272

Page: 3 of 3

Result of calibration

2. Effect of off center loading

A mass of 100 g was placed to various position on the pan.
The weighing machine reading error obtained is given in the table



**Maximum difference between
off-center and central loading**

Position 1 (g)	Position 2 (g)	Position 3 (g)	Position 4 (g)	Position 5 (g)	(g)
0.0000	+0.0001	0.0000	+0.0001	+0.0003	0.0003

3. Departure from nominal value

<u>Applied Weight</u> (g)	<u>Balance Reading</u> (g)	<u>Correction</u> (g)	<u>Measurement Uncertainty</u> (± mg)	<u>Coverage Factor</u> (k)
Unload	0.0000	0.0000	0.14	2.11
0.01	0.0101	-0.0001	0.14	2.11
0.1	0.1001	-0.0001	0.14	2.11
0.5	0.5002	-0.0002	0.14	2.11
1	1.0002	-0.0002	0.14	2.11
5	5.0000	0.0000	0.14	2.11
10	10.0001	-0.0001	0.14	2.11
25	25.0000	0.0000	0.15	2.07
50	49.9999	+0.0001	0.15	2.06
100	100.0002	-0.0002	0.19	2
200	200.0002	-0.0002	0.30	2

The reported uncertainty of measurement was based on a standard uncertainty multiplied by a coverage factor k , providing a level of confidence of approximately 95 %.

-o0o-



Certificate of Calibration

Certificate Number : SPR24020097-8

Page : 1 of 3

Customer : Thai Environmental Technic Limited.

1/6 Soi Ramkhamhaeng 145, Khwaeng Saphan Sung, Khet Saphan
Sung, Bangkok 10240, Thailand.

Equipment Name : DO Meter

Manufacturer : Horiba

Model : OM-71G

Serial Number : D75J0012

ID. Number : No.07

Environmental Conditions

Ambient Temperature : $23^{\circ}\text{C} \pm 2^{\circ}\text{C}$ Received Date : 07 Feb 2024

Relative Humidity : $50\% \pm 15\%$ Calibration Date : 09 Feb 2024

Location of Calibration : In-Lab Recommend Due Date : 09 Feb 2025

Calibration Procedure : In-House Method Date of Issue : 10 Feb 2024

Method of Calibration

This certifies that the above instrument was calibrated in compliance with the calibration system requirement of ISO/IEC 17025:2017 in accordance with reference procedure. Standards used to perform this calibration are certified by to NIST or equivalent, National metrology institute, Natural physical constants, consensus standards. The result reported herein apply only to the calibration of the item described above as received. Our decision rule is to contact the customer if the item pass and fail calibration when the results include the uncertainties and the customer must determine if the results meets their needs.

The calibration certificate shall not be reproduced except in full, without written approval of SP Metrology System (Thailand).

Calibrated by : Mr.Sarawut Khitmai

Calibration Officer

Approved by :

(Mr.Yodyaim Chansang)

Authorized Signatory



Calibration Report

Certificate Number : SPR24020097-8

Page : 2 of 3

Reference Standards

Equipment Name	Model	Serial No.	Certificate No.	Due. Date
Zero Oxygen Solution	HI7040L	Lot S0027-23 _	21C31	21 Mar 2028

Traceability

This certification is traceable to the International System of Unit maintained at :
HANNA - Hanna Instruments (Thailand) Ltd.



Result of Calibration

Certificate Number : SPR24020097-8

Page : 3 of 3

Function : Dissolved Oxygen Permanance Test

Unit : mg/L

Actual Standard	UUC Reading	Error	Uncertainty (±)
0.00	0.34	0.34	0.13
8.24	8.72	0.48	0.13

Note :

The result of calibration was found accurate as show on date and place of calibration only.
This Certificate is not certified for any commercial transaction.

Measurement Uncertainty

The reported uncertainty of measurement is the expanded uncertainty obtained by multiplying the standard uncertainty with the coverage factor $k = 2.00$, providing a level of confidence approximately 95%.

- End of Certificate -




TECHNOLOGY PROMOTION ASSOCIATION (THAILAND-JAPAN)
CORPORATE SERVICES 3: EQUIPMENT CALIBRATION AND TESTING SERVICES
534/4 PATTANAKARN ROAD SOI 18, SUANLUANG, SUANLUANG BANGKOK 10250
TEL.0-2717-3000-29 FAX.0-2719-9484



Cert.No.: 24CHO222

Page.: 1 of 3

Certificate of Calibration

Equipment : Spectrophotometer
Manufacturer : Labtech
Model : Blue Star A
Serial No. : 1606UV1507
ID No. : Ins-LAB-004
Condition As-Received: Used Item
Received Date : 09 April 2024
Calibration Date : 09 April 2024
Reference : 2404-0113OC-2
Submitted by : Thai Environmental Technic Limited
1/6 Soi Ramkhamhaeng 145,
Khwaeng/Khet Saphan Sung,
Bangkok 10240
Calibration Place : Laboratory (Thai Environment Technic Limited)
Ambient Temperature : (29.2 - 31.4) °C (On-Site)
Relative Humidity : (45.2 - 40.3) % (On-Site)
Calibration Procedure : In - house method :
CP-OCH4 based on ASTM E 275-01
Calibrated by : Saithip Meangmai
Approved by : 
Approved Signatory
() Unnopphol Harachai
(✓) Ponpan Paipim
() Saithip Meangmai
Issue Date : 17 April 2024

The Uncertainties are for a confidence probability of approximately 95%

This certificate may not be reproduced other than in full, except with the prior written
Approval of the head of Corporate Services 3 : Equipment Calibration and Testing Services.



Cert. No. : 24CHO222

Page : 2 of 3

Condition of calibration result

1. Reference Standard Material :

<u>Material</u>	<u>Serial No.</u>	<u>Certificate No.</u>	<u>Due date</u>
1. Absorbance Standard set	42527	116226	08 Nov 2025
2. Wavelength Standard set	29829	114509	11 Sep 2025
3. Wavelength Standard set	29829	114510	11 Sep 2025
4. Stray Light Standard set	14004	108964	01 Feb 2025

2. This certificate is valid only to the item calibrated on date and place of calibration.

3. This certificate is traceable to the International System of Unit maintained through :

- Starna Scientific Ltd.

4. Spectral BandWidth : 2 nm

Scan Speed : Slow

Calibration Results : without adjustment

Wavelength Accuracy

Certified Values of Reference Material (nm)	UUC Reading (nm)	Uncertainty of Measurement (\pm nm)	Coverage Factor <i>k</i>
361.00	360.6	0.16	2.00
472.47	471.6	0.16	2.00
536.66	536.2	0.16	2.00
748.48	748.4	0.16	2.00
879.27	879.0	0.16	2.00



Cert. No. : 24CHO222

Page : 3 of 3

Calibration Results : without adjustment

Photometric Accuracy

Wavelength (nm)	Certified Values of Reference Material (Abs)	UUC Reading (Abs)	Uncertainty of Measurement (\pm Abs)	Coverage Factor <i>k</i>
420.0	Zero	0.0002	0.0028	2.00
	0.5739	0.5722	0.0028	2.00
	0.7085	0.7074	0.0030	2.00
	1.0169	1.0146	0.0028	2.00
546.1	Zero	-0.0001	0.0028	2.00
	0.5214	0.5211	0.0028	2.00
	0.6935	0.6926	0.0030	2.00
	0.9978	0.9960	0.0028	2.00
635.0	Zero	0.0000	0.0028	2.00
	0.5626	0.5623	0.0028	2.00
	0.7577	0.7570	0.0030	2.00
	1.0946	1.0927	0.0028	2.00


Stray Light

* Straylight at 260.49 nm \pm 0.11 nm	Reading at 260.49 nm \pm 0.11 nm
Abs	2.2284
%T	0.57

Remark

- Each individual filter is measured against the empty filter holder (blank) used to zero the spectrophotometer
- Cut-off wavelength of stray light reference material (Potassium Iodide) at Wavelength
- Result = Pass, If Absorbance > 2.00 Abs and Transmission < 1.0 %T at Wavelength
- * : Not NSC-ONSC Accredited

The reported uncertainty of measurement was based on a standard uncertainty multiplied by a coverage factor *k*, providing a level of confidence of approximately 95 %.



MAINTENANCE REPORT

OPTIMA 8000

Customer : บริษัท เทคนิคสิ่งแวดล้อมไทย Address : จำกัด 1/6 ซอยรามคำแหง 145, แขวงสะพานสูง, เขตสะพานสูง, กรุงเทพฯ 10240 TH User Name: คุณ ธีรพงศ์ โคตะมา Phone: 02-3737799, 081-1303495 E-mail: Ketsarin.Chuayphan@eurofinsasia.co	Date Tested: September 27, 2024 Recommendation Recertification Period 6 Months Recertification Due: March 26, 2568 Date Last Certified: March 28, 2024 Visit Number: 2 OF 2 TH ONE SOURCE Phone: 081-7316733, 081-1086572 E-mail : thonesource@gmail.com
--	---

CONFIGURATION TESTED	ACCESSORIES/COMPONENT NOT INCLUDED
MODEL OPTIMA 8000 N0772045	SERIAL NUMBER 078S1310024C 1F1380368
TESTED EQUIPMENT IPV Methods	WinLab32 Version 5.5.0 PN:6150T21E4Q1E
TEST STANDARD USED Mixed standard 1/10 Mixed standard 1/100	PE NUMBER N0691579 N9300221
CUSTOMER SUPPLIED 2 % HNO3 10 % HNO3	COMMENTS



MAINTENANCE REPORT

OPTIMA 8000

SERIAL NUMBER 078S1310024C

DATE TESTED

September 27, 2024

1. MECHANICAL CHECKS

A. Inspect and clean all fans and filters.

OK

B. Inspect and replace as necessary, all torch components including the RF Flat coil

OK

C. Inspect all tubing for sign of clacking or leaking.

OK

D. Adjust water and gas pressure regulator settings.

OK

E. Inspect and leak check pneumatics drawers.

OK

F. Clean the exterior of the instrument.

OK

2. OPTICAL CHECKS

A. Inspect and clean all optical components.

OK

B. As required, check and replace all purge filters.

OK

C. Recheck optical alignment.

OK

3. COOLING SYSTEM CHECKS

A. Perform preventive maintenance on chiller.

OK

B. Flush out water the chiller and replace with coolant mix30plus every twelve months

OK

4. PERFORMANCE CHECKS

A. Torch View Alignment.

OK

B. Wavelength Calibration.

OK



MAINTENANCE REPORT

OPTIMA 8000

SERIAL NUMBER	<u>078S1310024C</u>	DATE TESTED	<u>September 27, 2024</u>
PARAMETER		SPECIFICATION	FINAL VAULE
Precision			
Zn 213.856		% RSD ≤ 1.0	<u>0.80</u>
Mg 280.260		% RSD ≤ 1.0	<u>0.65</u>
Mg 285.207		% RSD ≤ 1.0	<u>0.96</u>
Ba 455.403		% RSD ≤ 1.0	<u>0.39</u>
Detection Limits: Axial			
		As 193 nm, 3(sd) ≤ 10.0 ppb	<u>8.89</u>
		Se 196 nm, 3(sd) ≤ 5.0 ppb	<u>5</u>
		Tl 190 nm, 3(sd) ≤ 10.0 ppb	<u>8.49</u>
		Pb 220 nm, 3(sd) ≤ 3.0 ppb	<u>3.0</u>
BEC: Axial		Mn 257 nm, ≤ 30 ppb	<u>3.19</u>
Detection Limits: Radial			
		As 193 nm, 3(sd) ≤ 60.0 ppb	<u>3.05</u>
		Zn 213 nm, 3(sd) ≤ 2.0 ppb	<u>0.11</u>
		Mn 257 nm, 3(sd) ≤ 1.0 ppb	<u>0.03</u>
		La 379 nm, 3(sd) ≤ 3.0 ppb	<u>0.16</u>
		Ba 455 nm, 3(sd) ≤ 0.3 ppb	<u>0.03</u>
		Ba 493 nm, 3(sd) ≤ 0.6 ppb	<u>0.04</u>
BEC: Radial		Mn 257 nm, ≤ 30 ppb	<u>6.73</u>
Spectral Resolution: UV			
		As 193 nm, ≤ 0.009	<u>0.00770</u>
		Ni 231 nm, ≤ 0.011	<u>0.00853</u>
		Ni 341 nm, ≤ 0.015	<u>0.01270</u>
Spectral Resolution: VIS			
		Ba 455 nm, ≤ 0.020	<u>0.01617</u>



MAINTENANCE REPORT

OPTIMA 8000

SERIAL NUMBER 078S1310024C

DATE TESTED

September 27, 2024

Remarks :

Commissioning follow as commissioning performance sheets.

Calculate MnBEC = $IB * STD \text{ Conc} / IS - IB$, where standard conc = 1000 ug/L

IB = Intensity of blank

IS = Intensity of Standard

Used Mira Mist Nebulizer

This is to certify that the above tests have been performed and the configuration tested



meets



does not meet

This certificate does not modify PerkinElmer's standard terms and condition of sale,
including warranty terms.

Service Department TH One Source Co., Ltd.

Krungchai T.

(

Krungchai Treevichien

)

Customer Support Engineer

=====

Align View XY Axial for analyte Mn 257.610

X-position	Y-position	Intensity
-2.0	15.0	1816338.1
-1.6	15.0	2530610.3
-1.2	15.0	3189278.3
-0.8	15.0	3614260.9
-0.4	15.0	3926066.0
0.0	15.0	3834572.0
0.4	15.0	3678909.6
0.8	15.0	3156679.3
1.2	15.0	2495238.4
1.6	15.0	2541267.5
2.0	15.0	1751387.0
-0.4	10.0	55987.3
-0.4	10.5	85699.0
-0.4	11.0	165498.0
-0.4	11.5	368327.5
-0.4	12.0	678081.3
-0.4	12.5	1199292.7
-0.4	13.0	1786433.0
-0.4	13.5	2906912.3
-0.4	14.0	3839977.9
-0.4	14.5	4759744.0
-0.4	15.0	5401740.9
-0.4	15.5	5841016.4
-0.4	16.0	6008449.1
-0.4	16.5	5567893.2
-0.4	17.0	4510535.5
-0.4	17.5	3802817.9
-0.4	18.0	3001780.4
-0.4	18.5	2146077.0
-0.4	19.0	1316878.0
-0.4	19.5	799272.1
-0.4	20.0	463382.8
-1.2	16.0	4859205.2
-0.8	16.0	5531906.7
-0.4	16.0	5846490.8
0.0	16.0	5683533.7
0.4	16.0	5207908.3
-0.4	14.0	4289105.7
-0.4	14.5	4791674.6
-0.4	15.0	5586702.4
-0.4	15.5	5920442.0
-0.4	16.0	5921171.7
-0.4	16.5	5593601.7
-0.4	17.0	4758747.4
-0.4	17.5	3840338.4
-0.4	18.0	3070470.1

27/9/2567 10:25:06 aligned for analyte Mn 257.610

X viewing position set to -0.4 mm having Peak intensity 5921171.7 for Axial viewing

Y viewing position set to 16.0 mm having Peak intensity 5921171.7 for Axial viewing

=====

Align View X Radial for analyte Mn 257.610

X-position	Y-position	Intensity
-7.0	15.0	49486.2
-6.5	15.0	56575.6
-6.0	15.0	69024.4
-5.5	15.0	83981.4
-5.0	15.0	104895.3
-4.5	15.0	131033.5
-4.0	15.0	163001.2
-3.5	15.0	195402.6
-3.0	15.0	249468.8
-2.5	15.0	342466.5
-2.0	15.0	451795.1
-1.5	15.0	553731.8
-1.0	15.0	667318.0

-0.5	15.0	757255.0
0.0	15.0	767649.3
0.5	15.0	735056.1
1.0	15.0	615631.0
1.5	15.0	471489.5
2.0	15.0	333664.2
2.5	15.0	246754.1
3.0	15.0	208559.5
3.5	15.0	163643.5
4.0	15.0	124333.8
4.5	15.0	98031.2
5.0	15.0	75416.8
5.5	15.0	56950.9
6.0	15.0	42516.0
6.5	15.0	32928.9
7.0	15.0	24783.4

27/9/2567 10:28:26 aligned for analyte Mn 257.610

X viewing position set to 0.0 mm having Peak intensity 767649.3 for Radial viewing

=====

=====

Analysis Begun

Start Time: 27/9/2567 10:48:28
 Logged In Analyst: TET
 Spectrometer: Optima 8000

Plasma On Time: 27/9/2567 10:17:24
 Technique: ICP Continuous
 Autosampler: S10

Sample Information File:

Batch ID:
 Results Data Set: DLRL_A270924
 Results Library: C:\Users\Public\PerkinElmer\ICP\Data\Results\Results.mdb

=====

Method Loaded

Method Name: DLRL-Cal

Method Last Saved: 27/9/2567 10:48:23

IEC File:

MSF File:

Method Description: Calibration for later test

=====

Sequence No.: 1

Autosampler Location:

Sample ID: Calib Blank 1

Date Collected: 27/9/2567 10:48:32

Analyst:

Data Type: Original

Initial Sample Wt:

Initial Sample Vol:

Dilution:

Sample Prep Vol:

Wash Time:

Nebulizer Parameters: Calib Blank 1

Analyte	Back Pressure	Flow
All	187.0 kPa	0.55 L/min

Mean Data: Calib Blank 1

Analyte	Mean Corrected		RSD	Calib	
	Intensity	Std.Dev.		Conc.	Units
As 193.696	24.2	6.15	25.39%	[0.00]	mg/L
Zn 213.857	405.8	9.47	2.33%	[0.00]	mg/L
Mn 257.610	454.5	55.73	12.26%	[0.00]	mg/L
La 379.478	68.3	4.48	6.55%	[0.00]	mg/L
Ba 455.403	12522.9	87.42	0.70%	[0.00]	mg/L
Ba 493.408	9724.3	90.69	0.93%	[0.00]	mg/L

=====

Sequence No.: 2

Autosampler Location:

Sample ID: Calib Std 1

Date Collected: 27/9/2567 10:52:55

Analyst:

Data Type: Original

Initial Sample Wt:

Initial Sample Vol:

Dilution:

Sample Prep Vol:

Wash Time:

Nebulizer Parameters: Calib Std 1

Analyte	Back Pressure	Flow
All	186.0 kPa	0.55 L/min

Mean Data: Calib Std 1

Analyte	Mean Corrected		RSD	Calib	
	Intensity	Std.Dev.		Conc.	Units
As 193.696	10332.8	118.28	1.14%	[5.0]	mg/L
Zn 213.857	114998.8	1360.71	1.18%	[1.0]	mg/L
Mn 257.610	1278603.3	34089.13	2.67%	[1.0]	mg/L
La 379.478	276804.5	4517.14	1.63%	[1.0]	mg/L
Ba 455.403	698163.6	19112.73	2.74%	[0.1]	mg/L
Ba 493.408	525803.8	7197.41	1.37%	[0.1]	mg/L

Calibration Summary

Analyte	1	Lin, Calc Int	-0.0	2067	0.00000	1.000000
As 193.696	1	Lin, Calc Int	0.0	115000	0.00000	1.000000
Mn 257.610	1	Lin, Calc Int	0.0	1279000	0.00000	1.000000
La 379.478	1	Lin, Calc Int	0.0	276800	0.00000	1.000000

Ba 455.403	1	Lin, Calc Int	0.0	6982000	0.00000	1.000000
Ba 493.408	1	Lin, Calc Int	0.0	5258000	0.00000	1.000000

```

=====
Sequence No.: 3                      Autosampler Location:
Sample ID: 10% HNO3                 Date Collected: 27/9/2567 10:55:58
Analyst:                            Data Type: Original
Initial Sample Wt:                   Initial Sample Vol:
Dilution:                           Sample Prep Vol:
Wash Time:
=====

```

```

-----
Nebulizer Parameters: 10% HNO3
Analyte      Back Pressure  Flow
All          187.0 kPa      0.55 L/min
-----

```

```

-----
Mean Data: 10% HNO3

```

Analyte	Mean Corrected Intensity	Calib. Conc. Units	Std.Dev.	Sample Conc. Units	Std.Dev.	RSD
As 193.696	988.0	0.5 mg/L	0.29	478.1 g/L	294.98	61.70%
Zn 213.857	485.2	0.0 mg/L	0.00	4.2 g/L	4.00	94.81%
Mn 257.610	1240.6	0.0 mg/L	0.00	1.0 g/L	0.34	34.95%
La 379.478	101.6	0.0 mg/L	0.00	0.4 g/L	0.17	46.17%
Ba 455.403	467.6	0.0 mg/L	0.00	0.1 g/L	0.05	75.51%
Ba 493.408	449.7	0.0 mg/L	0.00	0.1 g/L	0.01	8.86%

```

=====
Method Loaded
Method Name: DLRL-Check              Method Last Saved: 25/2/2543 11:12:48
IEC File:                           MSF File:
Method Description: As-60,Zn-2, Mn1.0,La-3,Ba455-0.3,Ba493-0.6
=====

```

```

=====
Sequence No.: 4                      Autosampler Location:
Sample ID: 2% HNO3                 Date Collected: 27/9/2567 10:59:33
Analyst:                            Data Type: Original
Initial Sample Wt:                   Initial Sample Vol:
Dilution:                           Sample Prep Vol:
Wash Time:
=====

```

```

-----
Nebulizer Parameters: 2% HNO3
Analyte      Back Pressure  Flow
All          186.0 kPa      0.55 L/min
-----

```

```

-----
Mean Data: 2% HNO3

```

Analyte	Mean Corrected Intensity	Calib. Conc. Units	Std.Dev.	Sample Conc. Units	Std.Dev.	RSD
As 193.696	-14.2	-0.0 mg/L	0.00	-6.9 g/L	3.05	44.45%
Zn 213.857	-157.8	-0.0 mg/L	0.00	-1.4 g/L	0.11	7.91%
Mn 257.610	-162.2	-0.0 mg/L	0.00	-0.1 g/L	0.03	24.90%
La 379.478	53.6	0.0 mg/L	0.00	0.2 g/L	0.16	83.90%
Ba 455.403	387.1	0.0 mg/L	0.00	0.1 g/L	0.03	48.81%
Ba 493.408	260.0	0.0 mg/L	0.00	0.0 g/L	0.04	75.57%

```

=====

```


=====

Analysis Begun

Start Time: 27/9/2567 11:10:10
Logged In Analyst: TET
Spectrometer: Optima 8000

Plasma On Time: 27/9/2567 10:17:24
Technique: ICP Continuous
Autosampler: S10

Sample Information File:

Batch ID:

Results Data Set: DLXL_A270924

Results Library: C:\Users\Public\PerkinElmer\ICP\Data\Results\Results.mdb

=====

Method Loaded

Method Name: DLXL-Cal

Method Last Saved: 5/10/2552 13:39:33

IEC File:

MSF File:

Method Description: Calibration for later test

=====

Sequence No.: 1

Autosampler Location:

Sample ID: Calib Blank 1

Date Collected: 27/9/2567 11:10:14

Analyst:

Data Type: Original

Initial Sample Wt:

Initial Sample Vol:

Dilution:

Sample Prep Vol:

Wash Time:

Nebulizer Parameters: Calib Blank 1

Analyte	Back Pressure	Flow
All	188.0 kPa	0.55 L/min

Mean Data: Calib Blank 1

Analyte	Mean Corrected Intensity	Std.Dev.	RSD	Calib Conc. Units
As 193.696	36.8	3.17	8.62%	[0.00] g/L
Se 196.026	37.0	0.88	2.37%	[0.00] g/L
Tl 190.801	-63.7	8.31	13.05%	[0.00] g/L
Pb 220.353	452.0	5.57	1.23%	[0.00] g/L

=====

Sequence No.: 2

Autosampler Location:

Sample ID: DL-Standard

Date Collected: 27/9/2567 11:12:44

Analyst:

Data Type: Original

Initial Sample Wt:

Initial Sample Vol:

Dilution:

Sample Prep Vol:

Wash Time:

Nebulizer Parameters: DL-Standard

Analyte	Back Pressure	Flow
All	187.0 kPa	0.55 L/min

Mean Data: DL-Standard

Analyte	Mean Corrected Intensity	Std.Dev.	RSD	Calib Conc. Units
As 193.696	8456.7	552.97	6.54%	[1000] g/L
Se 196.026	746.3	33.45	4.48%	[500] g/L
Tl 190.801	10699.7	205.35	1.92%	[1000] g/L
Pb 220.353	23233.1	423.05	1.82%	[500] g/L

Calibration Summary

As 193.696	1	Lin, Calc Int	0.0	8.457	0.00000	1.000000
Se 196.026	1	Lin, Calc Int	0.0	1.493	0.00000	1.000000
Tl 190.801	1	Lin, Calc Int	0.0	10.70	0.00000	1.000000
Pb 220.353	1	Lin, Calc Int	-0.0	46.47	0.00000	1.000000

=====

Sequence No.: 3

Autosampler Location:

Sample ID: 10%HNO3

Date Collected: 27/9/2567 11:15:41

Analyst:
Initial Sample Wt:
Dilution:
Wash Time:

Data Type: Original
Initial Sample Vol:
Sample Prep Vol:

Nebulizer Parameters: 10%HNO3

Analyte	Back Pressure	Flow
All	186.0 kPa	0.55 L/min

Mean Data: 10%HNO3

Analyte	Mean Corrected Intensity	Calib. Conc. Units	Std.Dev.	Sample Conc. Units	Std.Dev.	RSD
As 193.696	91.2	10 g/L	3.00	10 g/L	3.00	27.84%
Se 196.026	41.2	30 g/L	9.83	30 g/L	9.83	35.57%
Tl 190.801	6.5	1 g/L	1.08	1 g/L	1.08	178.82%
Pb 220.353	29.3	1 g/L	0.27	1 g/L	0.27	43.60%

=====

Method Loaded

Method Name: DLXL-Check

Method Last Saved: 25/2/2543 10:51:16

IEC File:

MSF File:

Method Description: Sample Std.Dev As/Tl <=10 g/l ,Se<=-5 g/l ,Pb<=3 g/l

=====

Sequence No.: 4

Autosampler Location:

Sample ID: 2%HNO3

Date Collected: 27/9/2567 11:18:19

Analyst:

Data Type: Original

Initial Sample Wt:

Initial Sample Vol:

Dilution:

Sample Prep Vol:

Wash Time:

Nebulizer Parameters: 2%HNO3

Analyte	Back Pressure	Flow
All	188.0 kPa	0.55 L/min

Mean Data: 2%HNO3

Analyte	Mean Corrected Intensity	Calib. Conc. Units	Std.Dev.	Sample Conc. Units	Std.Dev.	RSD
As 193.696	23.1				8.89	38.48%
Se 196.026	54.0				5.00	13.59%
Tl 190.801	-58.5				8.49	14.53%
Pb 220.353	434.8				0.17	4.18%

=====
Method Loaded
Method Name: Precision
IEC File:
Method Description: N=10- 1.0% RSD
Method Last Saved: 22/4/2554 10:20:08
MSF File:

=====
Sequence No.: 3
Sample ID: Precision
Analyst:
Initial Sample Wt:
Dilution:
Wash Time:
Autosampler Location:
Date Collected: 27/9/2567 10:36:22
Data Type: Original
Initial Sample Vol:
Sample Prep Vol:

Nebulizer Parameters: Precision
Analyte Back Pressure Flow
All 188.0 kPa 0.55 L/min

Mean Data: Precision

Analyte	Mean Corrected Intensity	Calib. Conc. Units	Std.Dev.	Sample Conc. Units	Std.Dev.	RSD
Zn 206.200	242436.8				1928.28	0.80%
Mg 280.271	2192985.1				14305.05	0.65%
Mg 285.213	122825.5				1173.82	0.96%
Ba 455.403	5765331.2				22705.37	0.39%



TECHNOLOGY PROMOTION ASSOCIATION (THAILAND-JAPAN)
CORPORATE SERVICES 3: EQUIPMENT CALIBRATION AND TESTING SERVICES
534/4 PATTANAKARN ROAD SOI 18, SUANLUANG, SUANLUANG BANGKOK 10250
TEL.0-2717-3000-29 FAX.0-2719-9484



Certificate of Calibration

Cert. No.: 24TM702

Page : 1 of 3

Equipment : BOD Incubator

Manufacturer : Accuplus

Model : i250

Serial No. : 0408-0115-0008

ID No. : Ins-LAB-046

Submitted by : Thai Environmental Technic Limited
1/6 Soi Ramkhamhaeng 145,
Khwaeng/Khet Saphan Sung,
Bangkok 10240

Location : Laboratory (Thai Environmental Technic Limited)

Received Order : 09 April 2024

Calibration Date : 09 April 2024

Ambient Temperature : (26 ± 10) °C

Relative Humidity : (50 ± 30) %

Calibrated by : Khit Ruttanaprapachai

Approved by :

Kunchit

Approved Signatory

() Ponpan Paipim
() Suwit Imjai
(✓) Kunchit Promprat

Issue Date : 26 April 2024

The Uncertainties are for a confidence probability of approximately 95%

This certificate may not be reproduced other than in full, except with the prior written
Approval of the head of Corporate Services 3 : Equipment Calibration and Testing Services.



Equipment : BOD Incubator
 Condition As-Received : Used Item
 Reference : 2404-0113OC-11

Cert. No.: 24TM702

Page : 2 of 3

Procedure Used :-

Calibration were conducted using calibration procedure CP-OT02 based on TLAS G-20 according to direct measurement method with Data Acquisition which connected with Resistance Temperature Detector (RTD).

The temperature scale used was based on ITS-90.

Condition of this result of calibration

1. Reference standard instrument:-

<u>Instrument</u>	<u>Serial No.</u>	<u>Cert. No.</u>	<u>Traceable</u>	<u>Due Date</u>
1) Data Acquisition	MY49001451	24LM44	TPA	17 Mar 2025

2. This certificate is valid only to the item calibrated on date and place of calibration.

3. This certification is traceable to the International System of Unit.

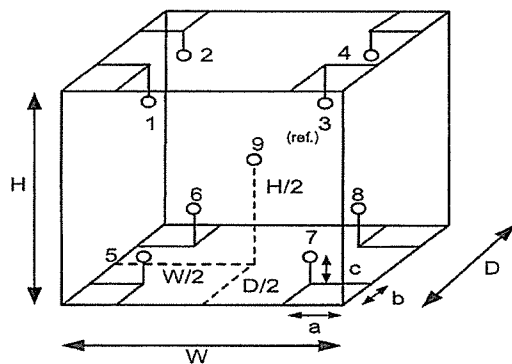
Remark : TPA : Technology Promotion Association (Thailand - Japan)

Result of Calibration :- (*) Without Adjustment

Function of UUC* : Temperature Source

Fresh air setting : Not Available

Environment during calibration		
	Beginning	Finished
Temp. (°C)	24	25
REL.Humid. (%)	50	52
AC Supply (Volt)	221	220



Position :	Ref. Std. ID No.:
1	19RTD-2/1
2	19RTD-2/2
3	19RTD-2/3
4	19RTD-2/4
5	19RTD-2/5
6	24-19RTD-2/6
7	19RTD-2/7
8	19RTD-2/8
9 (ref.)	19RTD-2/9

Probe Installation Details :

a = 10 cm
 b = 10 cm
 c = 10 cm

Dimension of Chamber :

D = 0.48 m
 W = 0.50 m
 H = 1.1 m
 Capacity = 0.26 m³



Equipment : BOD Incubator
Condition As-Received : Used Item
Reference : 2404-0113OC-11
Result of Calibration :- (*) Without Adjustment
Function of UUC* : Temperature Source
Fresh air setting : Not Available

Cert. No.: 24TM702

Page : 3 of 3

Calibration Point (°C)	UUC* Setting (°C)	UUC* Reading (°C)	Temperature stability (± °C)	Temperature uniformity (°C)	Overall Variation (°C)	Coverage Factor <i>k</i>
20.0	20.0	20.0	0.30	0.27	0.77	2

Calibration Point (°C)	Measured Temperature (°C)									Uncertainty (± °C)
	Position									
	1	2	3	4	5	6	7	8	9 (ref.)	
20.0	20.232	20.184	20.129	20.214	20.126	20.102	19.987	20.053	20.128	0.49

Average* : The average of 30 values in each position.

Temperature stability : One-half of the greatest maximum difference of measured temperature at any one sensor.

Temperature uniformity : The maximum difference of measured temperatures at any sensors and the measured temperature at the reference location which are observed at the same time or at as close an observation time as possible to determine the temperature pattern or homogeneity within the chamber under steady-state conditions.

Overall Variation : The Difference of the maximum and minimum measured temperatures throughout observation.

UUC* : Unit Under Calibration

Note : The reported uncertainty of measurement was included stability and excluded uniformity .


The reported uncertainty of measurement was based on a standard uncertainty multiplied by a coverage factor *k* , providing a level of confidence of approximately 95 %.

-o0o-

ภาคผนวก จ

หนังสือขึ้นทะเบียนห้องปฏิบัติการวิเคราะห์เอกชน

เลขทะเบียน ว-236





ที่ อก ๐๓๑๐(๑)/ ๙ ๘ ๗ ๖

กรมโรงงานอุตสาหกรรม
ถนนพระรามที่ ๖ แขวงทุ่งพญาไท
เขตราชเทวี กรุงเทพฯ ๑๐๔๐๐

๒ ๒ มิถุนายน ๒๕๖๖

เรื่อง ต่ออายุหนังสือรับขึ้นทะเบียนห้องปฏิบัติการวิเคราะห์เอกชน

เรียน กรรมการผู้จัดการ บริษัท เทคนิคสิ่งแวดล้อมไทย จำกัด

อ้างถึง คำขอขึ้นทะเบียน/ต่ออายุ/เปลี่ยนแปลงบุคลากร และชนิดสารมลพิษของห้องปฏิบัติการวิเคราะห์เอกชน
ลงวันที่ ๓ มีนาคม ๒๕๖๖

สิ่งที่ส่งมาด้วย เอกสารแนบท้ายหนังสือรับต่ออายุขึ้นทะเบียนห้องปฏิบัติการวิเคราะห์เอกชน
บริษัท เทคนิคสิ่งแวดล้อมไทย จำกัด จำนวน ๒๘ แผ่น

ตามหนังสือที่อ้างถึง บริษัท เทคนิคสิ่งแวดล้อมไทย จำกัด ขอต่ออายุหนังสือรับขึ้นทะเบียน
ห้องปฏิบัติการวิเคราะห์เอกชน เลขทะเบียน ว-๒๓๖ สถานที่ตั้งเลขที่ ๑/๖ ซอยรามคำแหง ๑๔๕ แขวงสะพานสูง
เขตสะพานสูง กรุงเทพมหานคร ต่อกรมโรงงานอุตสาหกรรม นั้น

กรมโรงงานอุตสาหกรรมพิจารณาแล้ว ให้บริษัท เทคนิคสิ่งแวดล้อมไทย จำกัด ต่ออายุหนังสือรับขึ้น
ทะเบียนห้องปฏิบัติการวิเคราะห์เอกชน โดยมีองค์ประกอบดังนี้

ก. ผู้ควบคุมดูแลห้องปฏิบัติการวิเคราะห์

- | | |
|------------------------------|----------------------------|
| ๑) นายณัฐพงศ์ โคตะมา | ทะเบียนเลขที่ ว-๒๓๖-ค-๐๐๐๑ |
| ๒) นางสาววาริรัตน์ ประชุมแดง | ทะเบียนเลขที่ ว-๒๓๖-ค-๐๐๐๒ |
| ๓) นางพรทิพย์ เพชรชี | ทะเบียนเลขที่ ว-๒๓๖-ค-๐๐๐๓ |
| ๔) นายสมชาย ปิยะวรสกุล | ทะเบียนเลขที่ ว-๒๓๖-ค-๐๐๐๔ |
| ๕) นายประมวล มูลสาร | ทะเบียนเลขที่ ว-๒๓๖-ค-๐๐๐๕ |
| ๖) นายรัฐพล สุขดี | ทะเบียนเลขที่ ว-๒๓๖-ค-๐๐๐๖ |

ข. เจ้าหน้าที่ประจำห้องปฏิบัติการวิเคราะห์

- | | |
|-----------------------------------|----------------------------|
| ๑) นางสาวทอฝัน อัครชัยสุภิกรม | ทะเบียนเลขที่ ว-๒๓๖-จ-๐๐๐๑ |
| ๒) นางสาวกมลลักษณ์ ตี๋มงคล | ทะเบียนเลขที่ ว-๒๓๖-จ-๐๐๐๒ |
| ๓) นางสาวกนกวรรณ เริ่มประชาธิปไตย | ทะเบียนเลขที่ ว-๒๓๖-จ-๐๐๐๓ |
| ๔) นางสาวฐิติพรรณ ศรีสุวรรณ | ทะเบียนเลขที่ ว-๒๓๖-จ-๐๐๐๔ |
| ๕) นางสาวธนิดา กุณฑาติ | ทะเบียนเลขที่ ว-๒๓๖-จ-๐๐๐๕ |
| ๖) นางสาวมาลินี มณีรัตน์ | ทะเบียนเลขที่ ว-๒๓๖-จ-๐๐๐๖ |
| ๗) นางสาวพัชรพรพรรณ สว่างภาพ | ทะเบียนเลขที่ ว-๒๓๖-จ-๐๐๐๗ |
| ๘) นายสุริยพงศ์ ยงยุทธ | ทะเบียนเลขที่ ว-๒๓๖-จ-๐๐๐๘ |
| ๙) นางสาวดอกกรักร์ สีแท้ | ทะเบียนเลขที่ ว-๒๓๖-จ-๐๐๐๙ |
| ๑๐) นางสาวศิริพร กาจิ๊ด | ทะเบียนเลขที่ ว-๒๓๖-จ-๐๐๑๐ |
| ๑๑) นายสุชาติ ศรีบุญ | ทะเบียนเลขที่ ว-๒๓๖-จ-๐๐๑๑ |
| ๑๒) นายเกียรติศักดิ์ วันดี | ทะเบียนเลขที่ ว-๒๓๖-จ-๐๐๑๒ |

๑๓) นายจิรวัดน์ อินทะเสย์	ทะเบียนเลขที่ ว-๒๓๖-จ-๐๐๑๓
๑๔) นางสาวนิตยา เ็นวัฒนา	ทะเบียนเลขที่ ว-๒๓๖-จ-๐๐๑๔
๑๕) นางสาวณัฐธัญญา สารแสง	ทะเบียนเลขที่ ว-๒๓๖-จ-๐๐๑๕
๑๖) นายกิตติศักดิ์ เมืองงาม	ทะเบียนเลขที่ ว-๒๓๖-จ-๐๐๑๖
๑๗) นายเทพพงศ์ เขยวัดเกาะ	ทะเบียนเลขที่ ว-๒๓๖-จ-๐๐๑๗
๑๘) นายเฉลิมวุฒิ พูลสงวน	ทะเบียนเลขที่ ว-๒๓๖-จ-๐๐๑๘
๑๙) นางสาวนุชศิริ อรชร	ทะเบียนเลขที่ ว-๒๓๖-จ-๐๐๑๙
๒๐) นางสาววรรณศิริ สุริยวงศ์	ทะเบียนเลขที่ ว-๒๓๖-จ-๐๐๒๐
๒๑) นายวิฑูร วลัยรัตน์	ทะเบียนเลขที่ ว-๒๓๖-จ-๐๐๒๑
๒๒) นางสาวกังสดาล จอกสูงเนิน	ทะเบียนเลขที่ ว-๒๓๖-จ-๐๐๒๒
๒๓) นางสาวสุภัคชญา อยู่เนียม	ทะเบียนเลขที่ ว-๒๓๖-จ-๐๐๒๓
๒๔) นางสาวลลิตา ตรีโยดม	ทะเบียนเลขที่ ว-๒๓๖-จ-๐๐๒๔
๒๕) นายเจอ แซ่หว่า	ทะเบียนเลขที่ ว-๒๓๖-จ-๐๐๒๕
๒๖) นายอรรถพล วงศ์สวัสดิ์	ทะเบียนเลขที่ ว-๒๓๖-จ-๐๐๒๖
๒๗) นายประหยัด จิวเดช	ทะเบียนเลขที่ ว-๒๓๖-จ-๐๐๒๗
๒๘) นายเบญจพล กรังคคา	ทะเบียนเลขที่ ว-๒๓๖-จ-๐๐๒๘
๒๙) นายวีรพล บุตสา	ทะเบียนเลขที่ ว-๒๓๖-จ-๐๐๒๙
๓๐) นายพิเชฐ อยู่ดีรัมย์	ทะเบียนเลขที่ ว-๒๓๖-จ-๐๐๓๐
๓๑) นายณัฐดนัย ศรีรัตนชัชวาลย์	ทะเบียนเลขที่ ว-๒๓๖-จ-๐๐๓๑

ค. ขอบข่ายสารมลพิษที่ได้รับขึ้นทะเบียนให้วิเคราะห์ในน้ำเสีย น้ำใต้ดิน อากาศเสีย สิ่งปฏิกูลหรือวัสดุที่ไม่ใช้แล้ว และดิน ตามสิ่งที่ส่งมาด้วย

หนังสือฉบับนี้จะหมดอายุในวันที่ ๑๓ มีนาคม ๒๕๖๙ หากประสงค์จะต่ออายุหนังสือรับขึ้นทะเบียนห้องปฏิบัติการวิเคราะห์เอกชน ให้ยื่นคำขอต่ออายุพร้อมเอกสารประกอบคำขอต่อกรมโรงงานอุตสาหกรรม ภายใน ๓๐ วัน ก่อนวันสิ้นอายุของหนังสือรับขึ้นทะเบียนห้องปฏิบัติการวิเคราะห์เอกชน ทั้งนี้ สามารถยื่นคำขอผ่านระบบอิเล็กทรอนิกส์ได้ที่หน้าเว็บไซต์กรมโรงงานอุตสาหกรรม

จึงเรียนมาเพื่อทราบ

ขอแสดงความนับถือ

จรก ๑๖

(นายประสม ดำรงพงษ์)
ผู้อำนวยการกองวิจัยและเตือนภัยมลพิษโรงงาน
ปฏิบัติราชการแทนอธิบดีกรมโรงงานอุตสาหกรรม

กองวิจัยและเตือนภัยมลพิษโรงงาน

กลุ่มมาตรฐานวิธีการวิเคราะห์ทดสอบมลพิษและทะเบียนห้องปฏิบัติการ

โทร. ๐ ๒๔๓๐ ๖๓๑๒ ต่อ ๒๑๐๓-๕

โทรสาร ๐ ๒๔๓๐ ๖๓๑๒ ต่อ ๒๑๙๙

ไปรษณีย์อิเล็กทรอนิกส์ saraban@diw.mail.go.th



เอกสารแนบท้ายหนังสือรับต่ออายุขึ้นทะเบียนห้องปฏิบัติการวิเคราะห์เอกชน

บริษัท เทคนิคสิ่งแวดล้อมไทย จำกัด

เลขทะเบียน ว-๒๓๖

ที่ อก ๐๓๑๐(๑)/ ๙ ๘ ๗ ๖

ลงวันที่ ๒๒ มิถุนายน ๒๕๖๖

ขอขยายสารมลพิษที่ได้รับขึ้นทะเบียนจากกรมโรงงานอุตสาหกรรม จำนวน ๓๓๗ รายการ

น้ำเสีย จำนวน 40 รายการ

ลำดับที่	สารมลพิษ	วิธีวิเคราะห์
1	Aldrin	Liquid-Liquid Extraction, Gas Chromatographic Method ^[4]
2	Arsenic	Digestion, Hydride Generation/Atomic Absorption Spectrometric Method ^[4]
3	Barium	1) Digestion, Direct Nitrous Oxide-Acetylene Flame Method ^[4] 2) Digestion, Electrothermal Atomic Absorption Spectrometric Method ^[4] 3) Digestion, Inductively Coupled Plasma Method ^[4]
4	α-BHC	Liquid-Liquid Extraction, Gas Chromatographic Method ^[4]
5	γ-BHC	Liquid-Liquid Extraction, Gas Chromatographic Method ^[4]
6	Biochemical Oxygen Demand	5-Day BOD Test, Azide Modification Method ^[4]
7	Cadmium	1) Digestion, Direct Air-Acetylene Flame Method ^[4] 2) Digestion, Electrothermal Atomic Absorption Spectrometric Method ^[4] 3) Digestion, Inductively Coupled Plasma Method ^[4]
8	Chemical Oxygen Demand	Closed Reflux, Titrimetric Method ^[4]
9	Chlordane	Liquid-Liquid Extraction, Gas Chromatographic Method ^[4]
10	Chromium	1) Digestion, Direct Air-Acetylene Flame Method ^[4] 2) Digestion, Electrothermal Atomic Absorption Spectrometric Method ^[4] 3) Digestion, Inductively Coupled Plasma Method ^[4]
11	Color	ADMI Weighted-Ordinate Spectrophotometric Method ^[4]
12	Copper	1) Digestion, Direct Air-Acetylene Flame Method ^[4] 2) Digestion, Electrothermal Atomic Absorption Spectrometric Method ^[4] 3) Digestion, Inductively Coupled Plasma Method ^[4]
13	Cyanide	Distillation, Colorimetric Method ^[4]
14	4,4'-DDE	Liquid-Liquid Extraction, Gas Chromatographic Method ^[4]
15	4,4'-DDT	Liquid-Liquid Extraction, Gas Chromatographic Method ^[4]
16	Dieldrin	Liquid-Liquid Extraction, Gas Chromatographic Method ^[4]

ลำดับที่	สารมลพิษ	วิธีวิเคราะห์
17	Endosulfan I	Liquid-Liquid Extraction, Gas Chromatographic Method ^[4]
18	Endosulfan II	Liquid-Liquid Extraction, Gas Chromatographic Method ^[4]
19	Endosulfan Sulfate	Liquid-Liquid Extraction, Gas Chromatographic Method ^[4]
20	Endrin	Liquid-Liquid Extraction, Gas Chromatographic Method ^[4]
21	Formaldehyde	Distillation, Colorimetric Method ^[3]
22	Free Chlorine	DPD Ferrous Titrimetric Method ^[4]
23	Heptachlor	Liquid-Liquid Extraction, Gas Chromatographic Method ^[4]
24	Heptachlor Epoxide	Liquid-Liquid Extraction, Gas Chromatographic Method ^[4]
25	Hexavalent Chromium	Colorimetric Method ^[4]
26	Lead	1) Digestion, Direct Air-Acetylene Flame Method ^[4] 2) Digestion, Electrothermal Atomic Absorption Spectrometric Method ^[4] 3) Digestion, Inductively Coupled Plasma Method ^[4]
27	Manganese	1) Digestion, Direct Air-Acetylene Flame Method ^[4] 2) Digestion, Electrothermal Atomic Absorption Spectrometric Method ^[4] 3) Digestion, Inductively Coupled Plasma Method ^[4]
28	Mercury	Digestion, Cold-Vapor Atomic Absorption Spectrometric Method ^[4]
29	Nickel	1) Digestion, Direct Air-Acetylene Flame Method ^[4] 2) Digestion, Electrothermal Atomic Absorption Spectrometric Method ^[4] 3) Digestion, Inductively Coupled Plasma Method ^[4]
30	Oil & Grease	1) Liquid-Liquid, Partition-Gravimetric Method ^[4] 2) Soxhlet Extraction Method ^[4]
31	pH	Electrometric Method ^[4]
32	Phenols	Distillation, Direct Photometric Method ^[4]
33	Selenium	Digestion, Hydride Generation/Atomic Absorption Spectrometric Method ^[4]
34	Sulfide	1) Iodometric Method ^[4] 2) Methylene Blue Method ^[4]
35	Temperature	Laboratory and Field Methods ^[4]
36	Total Dissolved Solids	Dried at 180 °C ^[4]
37	Total Kjeldahl Nitrogen	Macro-Kjeldahl Method ^[4]
38	Total Suspended Solids	Dried at 103-105 °C ^[4]

3mp1

ลำดับที่	สารมลพิษ	วิธีวิเคราะห์
39	Trivalent Chromium	Digestion, Inductively Coupled Plasma Method; Colorimetric Method; Calculation ^[4]
40	Zinc	1) Digestion, Direct Air-Acetylene Flame Method ^[4] 2) Digestion, Electrothermal Atomic Absorption Spectrometric Method ^[4] 3) Digestion, Inductively Coupled Plasma Method ^[4]

น้ำใต้ดิน จำนวน 122 รายการ

ลำดับที่	สารมลพิษ	วิธีวิเคราะห์
1	Acenaphthene	Liquid-Liquid Extraction, Gas Chromatographic/ Mass Spectrometric Method ^[4]
2	Acetone	Purge and Trap Gas Chromatographic/ Mass Spectrometric Method ^[4]
3	Aldrin	Liquid-Liquid Extraction, Gas Chromatographic Method ^[4]
4	Anthracene	Liquid-Liquid Extraction, Gas Chromatographic/ Mass Spectrometric Method ^[4]
5	Antimony	1) Digestion, Direct Air-Acetylene Flame Method ^[4] 2) Digestion, Electrothermal Atomic Absorption Spectrometric Method ^[4] 3) Digestion, Inductively Coupled Plasma Method ^[4]
6	Arsenic	Digestion, Hydride Generation/Atomic Absorption Spectrometric Method ^[4]
7	Atrazine	Liquid-Liquid Extraction, Gas Chromatographic Method ^[4]
8	Barium	1) Digestion, Direct Nitrous Oxide-Acetylene Flame Method ^[4] 2) Digestion, Electrothermal Atomic Absorption Spectrometric Method ^[4] 3) Digestion, Inductively Coupled Plasma Method ^[4]
9	Benz(a)anthracene	Liquid-Liquid Extraction, Gas Chromatographic/ Mass Spectrometric Method ^[4]
10	Benzene	Purge and Trap Gas Chromatographic/ Mass Spectrometric Method ^[4]
11	Benzo(b)fluoranthene	Liquid-Liquid Extraction, Gas Chromatographic/ Mass Spectrometric Method ^[4]
12	Benzo(k)fluoranthene	Liquid-Liquid Extraction, Gas Chromatographic/ Mass Spectrometric Method ^[4]

สมชาย

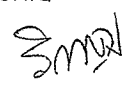
ลำดับที่	สารมลพิษ	วิธีวิเคราะห์
13	Benzoic acid	Liquid-Liquid Extraction, Gas Chromatographic/ Mass Spectrometric Method ^[4]
14	Benzo(a)pyrene	Liquid-Liquid Extraction, Gas Chromatographic/ Mass Spectrometric Method ^[4]
15	Benzo(g,h,i)perylene	Liquid-Liquid Extraction, Gas Chromatographic/ Mass Spectrometric Method ^[4]
16	Beryllium	1) Digestion, Electrothermal Atomic Absorption Spectrometric Method ^[4] 2) Digestion, Inductively Coupled Plasma Method ^[4]
17	Bis(2-chloroethyl)ether	Liquid-Liquid Extraction, Gas Chromatographic/ Mass Spectrometric Method ^[4]
18	Bis(2-ethylhexyl)phthalate	Liquid-Liquid Extraction, Gas Chromatographic/ Mass Spectrometric Method ^[4]
19	Bromodichloromethane	Purge and Trap Gas Chromatographic/ Mass Spectrometric Method ^[4]
20	Bromoform	Purge and Trap Gas Chromatographic/ Mass Spectrometric Method ^[4]
21	Butanol	Purge and Trap Gas Chromatographic/ Mass Spectrometric Method ^[4]
22	Butyl benzyl phthalate	Liquid-Liquid Extraction, Gas Chromatographic/ Mass Spectrometric Method ^[4]
23	Cadmium	1) Digestion, Electrothermal Atomic Absorption Spectrometric Method ^[4] 2) Digestion, Inductively Coupled Plasma Method ^[4]
24	Carbazole	Liquid-Liquid Extraction, Gas Chromatographic Method ^[4]
25	Carbon disulfide	Purge and Trap Gas Chromatographic/ Mass Spectrometric Method ^[4]
26	Carbon tetrachloride	Purge and Trap Gas Chromatographic/ Mass Spectrometric Method ^[4]
27	Chlordane	Liquid-Liquid Extraction, Gas Chromatographic Method ^[4]
28	p-Chloroaniline	Liquid-Liquid Extraction, Gas Chromatographic Method ^[4]
29	Chlorobenzene	Purge and Trap Gas Chromatographic/ Mass Spectrometric Method ^[4]
30	Chlorodibromomethane	Purge and Trap Gas Chromatographic/ Mass Spectrometric Method ^[4]
31	Chloroform	Purge and Trap Gas Chromatographic/ Mass Spectrometric Method ^[4]

ลำดับที่	สารมลพิษ	วิธีวิเคราะห์
32	Chromium	1) Digestion, Direct Air-Acetylene Flame Method ^[4] 2) Digestion, Electrothermal Atomic Absorption Spectrometric Method ^[4] 3) Digestion, Inductively Coupled Plasma Method ^[4]
33	Chromium (III)	1) Digestion, Direct Air-Acetylene Flame Method; Colorimetric Method; Calculation ^[4] 2) Digestion, Electrothermal Atomic Absorption Spectrometric Method; Colorimetric Method; Calculation ^[4] 3) Digestion, Inductively Coupled Plasma Method; Colorimetric Method; Calculation ^[4]
34	Chromium (VI)	Colorimetric Method ^[4]
35	Chrysene	Liquid-Liquid Extraction, Gas Chromatographic/Mass Spectrometric Method ^[4]
36	Cyanide	Distillation, Colorimetric Method ^[4]
37	2,4-D	Liquid-Liquid Extraction, Gas Chromatographic Method ^[4]
38	DDD	Liquid-Liquid Extraction, Gas Chromatographic Method ^[4]
39	DDE	Liquid-Liquid Extraction, Gas Chromatographic Method ^[4]
40	DDT	Liquid-Liquid Extraction, Gas Chromatographic Method ^[4]
41	Dibenz(a,h)anthracene	Liquid-Liquid Extraction, Gas Chromatographic/Mass Spectrometric Method ^[4]
42	Di-n-butyl phthalate	Liquid-Liquid Extraction, Gas Chromatographic/Mass Spectrometric Method ^[4]
43	1,2-Dichlorobenzene	Purge and Trap Gas Chromatographic/Mass Spectrometric Method ^[4]
44	1,3-Dichlorobenzene	Purge and Trap Gas Chromatographic/Mass Spectrometric Method ^[4]
45	1,4-Dichlorobenzene	Purge and Trap Gas Chromatographic/Mass Spectrometric Method ^[4]
46	1,1-Dichloroethane	Purge and Trap Gas Chromatographic/Mass Spectrometric Method ^[4]
47	1,2-Dichloroethane	Purge and Trap Gas Chromatographic/Mass Spectrometric Method ^[4]
48	1,1-Dichloroethylene	Purge and Trap Gas Chromatographic/Mass Spectrometric Method ^[4]
49	cis-1,2-Dichloroethylene	Purge and Trap Gas Chromatographic/Mass Spectrometric Method ^[4]

ลำดับที่	สารมลพิษ	วิธีวิเคราะห์
50	trans-1,2-Dichloroethylene	Purge and Trap Gas Chromatographic/ Mass Spectrometric Method ^[4]
51	1,2-Dichloropropane	Purge and Trap Gas Chromatographic/ Mass Spectrometric Method ^[4]
52	1,3-Dichloropropane	Purge and Trap Gas Chromatographic/ Mass Spectrometric Method ^[4]
53	1,3-Dichloropropene	Purge and Trap Gas Chromatographic/ Mass Spectrometric Method ^[4]
54	Dieldrin	Liquid-Liquid Extraction, Gas Chromatographic Method ^[4]
55	Diethyl phthalate	Liquid-Liquid Extraction, Gas Chromatographic/ Mass Spectrometric Method ^[4]
56	2,4-Dimethylphenol	Liquid-Liquid Extraction, Gas Chromatographic Method ^[4]
57	2,4-Dinitrophenol	Liquid-Liquid Extraction, Gas Chromatographic Method ^[4]
58	2,4-Dinitrotoluene	Liquid-Liquid Extraction, Gas Chromatographic Method ^[4]
59	2,6-Dinitrotoluene	Liquid-Liquid Extraction, Gas Chromatographic Method ^[4]
60	Di-n-Octyl phthalate	Liquid-Liquid Extraction, Gas Chromatographic/ Mass Spectrometric Method ^[4]
61	Endosulfan	Liquid-Liquid Extraction, Gas Chromatographic Method ^[4]
62	Endrin	Liquid-Liquid Extraction, Gas Chromatographic Method ^[4]
63	Ethylbenzene	Purge and Trap Gas Chromatographic/ Mass Spectrometric Method ^[4]
64	Fluoranthene	Liquid-Liquid Extraction, Gas Chromatographic/ Mass Spectrometric Method ^[4]
65	Fluorene	Liquid-Liquid Extraction, Gas Chromatographic/ Mass Spectrometric Method ^[4]
66	Heptachlor	Liquid-Liquid Extraction, Gas Chromatographic Method ^[4]
67	Heptachlor epoxide	Liquid-Liquid Extraction, Gas Chromatographic Method ^[4]
68	Hexachloro-1,3-butadiene	Purge and Trap Gas Chromatographic/ Mass Spectrometric Method ^[4]
69	n-Hexane	Purge and Trap Gas Chromatographic/ Mass Spectrometric Method ^[4]
70	α -HCH	Liquid-Liquid Extraction, Gas Chromatographic Method ^[4]
71	β -HCH	Liquid-Liquid Extraction, Gas Chromatographic Method ^[4]
72	γ -HCH	Liquid-Liquid Extraction, Gas Chromatographic Method ^[4]
73	Hexachlorocyclopentadiene	Liquid-Liquid Extraction, Gas Chromatographic/ Mass Spectrometric Method ^[4]

ลำดับที่	สารมลพิษ	วิธีวิเคราะห์
74	Hexachloroethane	Liquid-Liquid Extraction, Gas Chromatographic/ Mass Spectrometric Method ^[4]
75	Indeno(1,2,3-cd)pyrene	Liquid-Liquid Extraction, Gas Chromatographic/ Mass Spectrometric Method ^[4]
76	Isophorone	Liquid-Liquid Extraction, Gas Chromatographic/ Mass Spectrometric Method ^[4]
77	Lead	1) Digestion, Electrothermal Atomic Absorption Spectrometric Method ^[4] 2) Digestion, Inductively Coupled Plasma Method ^[4]
78	Manganese	1) Digestion, Direct Air-Acetylene Flame Method ^[4] 2) Digestion, Electrothermal Atomic Absorption Spectrometric Method ^[4] 3) Digestion, Inductively Coupled Plasma Method ^[4]
79	Mercury	Digestion, Cold-Vapor Atomic Absorption Spectrometric Method ^[4]
80	Methanol	Purge and Trap Gas Chromatographic/ Mass Spectrometric Method ^[4]
81	Methoxychlor	Liquid-Liquid Extraction, Gas Chromatographic Method ^[4]
82	Methyl bromide	Purge and Trap Gas Chromatographic/ Mass Spectrometric Method ^[4]
83	Methylene chloride	Purge and Trap Gas Chromatographic/ Mass Spectrometric Method ^[4]
84	2-Methylphenol	Liquid-Liquid Extraction, Gas Chromatographic/ Mass Spectrometric Method ^[4]
85	2-Methylnaphthalene	Liquid-Liquid Extraction, Gas Chromatographic/ Mass Spectrometric Method ^[4]
86	Methyl tert-butyl ether	Purge and Trap Gas Chromatographic/ Mass Spectrometric Method ^[4]
87	Naphthalene	Purge and Trap Gas Chromatographic/ Mass Spectrometric Method ^[4]
88	Nickel	1) Digestion, Electrothermal Atomic Absorption Spectrometric Method ^[4] 2) Digestion, Inductively Coupled Plasma Method ^[4]
89	Nitrobenzene	Liquid-Liquid Extraction, Gas Chromatographic/ Mass Spectrometric Method ^[4]
90	N-Nitrosodiphenylamine	Liquid-Liquid Extraction, Gas Chromatographic/ Mass Spectrometric Method ^[4]

Sm

ลำดับที่	สารมลพิษ	วิธีวิเคราะห์
91	N-Nitrosodi-n-propylamine	Liquid-Liquid Extraction, Gas Chromatographic/ Mass Spectrometric Method ^[4]
92	Polychlorinated Biphenyls PCB-1016 PCB-1221 PCB-1232 PCB-1242 PCB-1248 PCB-1254 PCB-1260	Liquid-Liquid Extraction, Gas Chromatographic Method ^[4]
93	Pentachlorophenol	Liquid-Liquid Extraction, Gas Chromatographic Method ^[4]
94	pH	Electrometric Method ^[4]
95	Phenanthrene	Liquid-Liquid Extraction, Gas Chromatographic/ Mass Spectrometric Method ^[4]
96	Phenol	1) Distillation, Direct Photometric Method ^[4] 2) Liquid-Liquid Extraction, Gas Chromatographic Method ^[4]
97	Pyrene	Liquid-Liquid Extraction, Gas Chromatographic/ Mass Spectrometric Method ^[4]
98	Selenium	Digestion, Hydride Generation/Atomic Absorption Spectrometric Method ^[4]
99	Silver	1) Digestion, Direct Air-Acetylene Flame Method ^[4] 2) Digestion, Electrothermal Atomic Absorption Spectrometric Method ^[4] 3) Digestion, Inductively Coupled Plasma Method ^[4]
100	Styrene	Purge and Trap Gas Chromatographic/ Mass Spectrometric Method ^[4]
101	1,1,2,2-Tetrachloroethane	Purge and Trap Gas Chromatographic/ Mass Spectrometric Method ^[4]
102	Tetrachloroethylene	Purge and Trap Gas Chromatographic/ Mass Spectrometric Method ^[4]
103	Toluene	Purge and Trap Gas Chromatographic/ Mass Spectrometric Method ^[4]
104	Toxaphene	Liquid-Liquid Extraction, Gas Chromatographic Method ^[4]
105	TPH (C ₅ -C ₈)	Purge and Trap, Gas Chromatographic/ Mass Spectrometric Method ^[12,22] 

ลำดับที่	สารมลพิษ	วิธีวิเคราะห์
106	TPH ($C_{>8}-C_{16}$)	Separatory Funnel Liquid-Liquid Extraction, Gas Chromatographic Method ^[9,22]
107	TPH ($C_{>16}-C_{35}$)	Separatory Funnel Liquid-Liquid Extraction, Gas Chromatographic Method ^[9,22]
108	1,2,4-Trichlorobenzene	Purge and Trap Gas Chromatographic/ Mass Spectrometric Method ^[4]
109	1,1,1-Trichloroethane	Purge and Trap Gas Chromatographic/ Mass Spectrometric Method ^[4]
110	1,1,2-Trichloroethane	Purge and Trap Gas Chromatographic/ Mass Spectrometric Method ^[4]
111	Trichloroethylene	Purge and Trap Gas Chromatographic/ Mass Spectrometric Method ^[4]
112	2,4,5-Trichlorophenol	Liquid-Liquid Extraction, Gas Chromatographic Method ^[4]
113	2,4,6-Trichlorophenol	Liquid-Liquid Extraction, Gas Chromatographic Method ^[4]
114	1,3,5-Trimethylbenzene	Purge and Trap Gas Chromatographic/ Mass Spectrometric Method ^[4]
115	Vanadium	1) Digestion, Electrothermal Atomic Absorption Spectrometric Method ^[4] 2) Digestion, Inductively Coupled Plasma Method ^[4]
116	Vinyl acetate	Purge and Trap Gas Chromatographic/ Mass Spectrometric Method ^[4]
117	Vinyl chloride	Purge and Trap Gas Chromatographic/ Mass Spectrometric Method ^[4]
118	m-Xylene	Purge and Trap Gas Chromatographic/ Mass Spectrometric Method ^[4]
119	o-Xylene	Purge and Trap Gas Chromatographic/ Mass Spectrometric Method ^[4]
120	p-Xylene	Purge and Trap Gas Chromatographic/ Mass Spectrometric Method ^[4]
121	Xylene (Total)	Purge and Trap Gas Chromatographic/ Mass Spectrometric Method ^[4]
122	Zinc	1) Digestion, Direct Air-Acetylene Flame Method ^[4] 2) Digestion, Inductively Coupled Plasma Method ^[4]

Signature

อากาศเสีย (ปล่อยระบาย) จำนวน 18 รายการ

ลำดับที่	สารมลพิษ	วิธีวิเคราะห์
1	Antimony	1) Isokinetic Sampling, Digestion, Inductively Coupled Plasma Method ^[5] 2) Isokinetic Sampling, Digestion, Direct Air-Acetylene Flame Method ^[5] 3) Isokinetic Sampling, Digestion, Graphite Furnace Atomic Absorption Spectrometric Method ^[5]
2	Arsenic	Isokinetic Sampling, Digestion, Hydride Generation/ Atomic Absorption Spectrometric Method ^[5]
3	Carbon monoxide	Instrumental Analyzer Method ^[5]
4	Chlorine	Absorption Sampling, Ion Chromatographic Method ^[5]
5	Copper	1) Isokinetic Sampling, Digestion, Inductively Coupled Plasma Method ^[5] 2) Isokinetic Sampling, Digestion, Direct Air-Acetylene Flame Method ^[5]
6	Cresol	Adsorption Sampling, Gas Chromatographic Method ^[5]
7	Dioxins/Furans	Isokinetic Sampling, Analysis by ISO/IEC 17025 Accredited Laboratory or Analysis by Department of Industrial Works Registered Laboratory (Dioxins/Furans Analysis Approved) ^[5]
8	Hydrogen Chloride	Absorption Sampling, Ion Chromatographic Method ^[5]
9	Hydrogen Fluoride	Absorption Sampling, Ion Chromatographic Method ^[5]
10	Hydrogen Sulfide	Absorption Sampling, Iodometric Method ^[5]
11	Lead	1) Isokinetic Sampling, Digestion, Inductively Coupled Plasma Method ^[5] 2) Isokinetic Sampling, Digestion, Direct Air-Acetylene Flame Method ^[5] 3) Isokinetic Sampling, Digestion, Graphite Furnace Atomic Absorption Spectrometric Method ^[5]
12	Mercury	Isokinetic Sampling, Digestion, Cold-Vapor Atomic Absorption Spectrometric Method ^[5]
13	Opacity	Ringelmann's Method ^[2]
14	Oxides of Nitrogen	1) Absorption Sampling, Phenoldisulfonic acid Method ^[5] 2) Instrumental Analyzer Method ^[5]

3m

ลำดับที่	สารมลพิษ	วิธีวิเคราะห์
15	Sulfur dioxide	1) Absorption Sampling, Barium-Thorin Titrimetric Method ^[5] 2) Instrumental Analyzer Method ^[5]
16	Sulfuric acid	Isokinetic Sampling, Barium-Thorin Titrimetric Method ^[5]
17	Total Suspended Particulate	Isokinetic Sampling, Gravimetric Method ^[5]
18	Xylene	Adsorption Sampling, Gas Chromatographic Method ^[5]

สิ่งปฏิกูลหรือวัสดุที่ไม่ใช้แล้ว จำนวน 36 รายการ

ลำดับที่	สารมลพิษ	วิธีวิเคราะห์
1	Aldrin	1) Waste Extraction, Solid-Phase Extraction, Gas Chromatographic Method ^[1,10,24] 2) Solid-Phase Extraction, Gas Chromatographic Method ^[10,24] 3) Soxhlet Extraction, Gas Chromatographic Method ^[11,24]
2	Antimony	1) Waste Extraction, Digestion, Flame Atomic Absorption Spectrometric Method ^[1,6,15] 2) Waste Extraction, Digestion, Graphite Furnace Atomic Absorption Spectrometric Method ^[1,6,16] 3) Waste Extraction, Digestion, Inductively Coupled Plasma Method ^[1,6,14] 4) Digestion, Flame Atomic Absorption Spectrometric Method ^[7,15] 5) Digestion, Graphite Furnace Atomic Absorption Spectrometric Method ^[7,16] 6) Digestion, Inductively Coupled Plasma Method ^[7,14]
3	Arsenic	1) Waste Extraction, Digestion, Hydride Generation/Atomic Absorption Spectrometric Method ^[1,6,17] 2) Digestion, Hydride Generation/Atomic Absorption Spectrometric Method ^[7,17]
4	Barium	1) Waste Extraction, Digestion, Flame Atomic Absorption Spectrometric Method ^[1,6,15] 2) Waste Extraction, Digestion, Graphite Furnace Atomic Absorption Spectrometric Method ^[1,6,16] 3) Waste Extraction, Digestion, Inductively Coupled Plasma Method ^[1,6,14]

3/10/25

ลำดับที่	สารมลพิษ	วิธีวิเคราะห์
5	Beryllium	4) Digestion, Flame Atomic Absorption Spectrometric Method ^[7,15] 5) Digestion, Graphite Furnace Atomic Absorption Spectrometric Method ^[7,16] 6) Digestion, Inductively Coupled Plasma Method ^[7,14] 1) Waste Extraction, Digestion, Flame Atomic Absorption Spectrometric Method ^[1,6,15] 2) Waste Extraction, Digestion, Graphite Furnace Atomic Absorption Spectrometric Method ^[1,6,16] 3) Waste Extraction, Digestion, Inductively Coupled Plasma Method ^[1,6,14] 4) Digestion, Flame Atomic Absorption Spectrometric Method ^[7,15] 5) Digestion, Graphite Furnace Atomic Absorption Spectrometric Method ^[7,16] 6) Digestion, Inductively Coupled Plasma Method ^[7,14]
6	Cadmium	1) Waste Extraction, Digestion, Flame Atomic Absorption Spectrometric Method ^[1,6,15] 2) Waste Extraction, Digestion, Graphite Furnace Atomic Absorption Spectrometric Method ^[1,6,16] 3) Waste Extraction, Digestion, Inductively Coupled Plasma Method ^[1,6,14] 4) Digestion, Flame Atomic Absorption Spectrometric Method ^[7,15] 5) Digestion, Graphite Furnace Atomic Absorption Spectrometric Method ^[7,16] 6) Digestion, Inductively Coupled Plasma Method ^[7,14]
7	Chlordane	1) Waste Extraction, Solid-Phase Extraction, Gas Chromatographic Method ^[1,10,24] 2) Solid-Phase Extraction, Gas Chromatographic Method ^[10,24] 3) Soxhlet Extraction, Gas Chromatographic Method ^[11,24]
8	Chromium	1) Waste Extraction, Digestion, Flame Atomic Absorption Spectrometric Method ^[1,6,15] 2) Waste Extraction, Digestion, Graphite Furnace Atomic Absorption Spectrometric Method ^[1,6,16]

ลำดับที่	สารมลพิษ	วิธีวิเคราะห์
9	Chromium (III)	3) Waste Extraction, Digestion, Inductively Coupled Plasma Method ^[1,6,14] 4) Digestion, Flame Atomic Absorption Spectrometric Method ^[7,15] 5) Digestion, Graphite Furnace Atomic Absorption Spectrometric Method ^[7,16] 6) Digestion, Inductively Coupled Plasma Method ^[7,14] 1) Waste Extraction, Digestion, Flame Atomic Absorption Spectrometric Method; Waste Extraction, Colorimetric Method; Calculation ^[1,6,15,18] 2) Waste Extraction, Digestion, Graphite Furnace Atomic Absorption Spectrometric Method; Waste Extraction, Colorimetric Method; Calculation ^[1,6,16,18] 3) Waste Extraction, Digestion, Inductively Coupled Plasma Method; Waste Extraction, Colorimetric Method; Calculation ^[1,6,14,18] 4) Digestion, Flame Atomic Absorption Spectrometric Method; Alkaline Digestion, Colorimetric Method; Calculation ^[7,8,15,18] 5) Digestion, Graphite Furnace Atomic Absorption Spectrometric Method; Alkaline Digestion, Colorimetric Method; Calculation ^[7,8,16,18] 6) Digestion, Inductively Coupled Plasma Method; Alkaline Digestion, Colorimetric Method; Calculation ^[7,8,14,18]
10	Chromium (VI)	1) Waste Extraction, Colorimetric Method ^[1,18] 2) Alkaline Digestion, Colorimetric Method ^[8,18]
11	Cobalt	1) Waste Extraction, Digestion, Flame Atomic Absorption Spectrometric Method ^[1,6,15] 2) Waste Extraction, Digestion, Graphite Furnace Atomic Absorption Spectrometric Method ^[1,6,16] 3) Waste Extraction, Digestion, Inductively Coupled Plasma Method ^[1,6,14] 4) Digestion, Flame Atomic Absorption Spectrometric Method ^[7,15] 5) Digestion, Graphite Furnace Atomic Absorption Spectrometric Method ^[7,16] 6) Digestion, Inductively Coupled Plasma Method ^[7,14]

Smw


ลำดับที่	สารมลพิษ	วิธีวิเคราะห์
12	Copper	1) Waste Extraction, Digestion, Flame Atomic Absorption Spectrometric Method ^[1,6,15] 2) Waste Extraction, Digestion, Graphite Furnace Atomic Absorption Spectrometric Method ^[1,6,16] 3) Waste Extraction, Digestion, Inductively Coupled Plasma Method ^[1,6,14] 4) Digestion, Flame Atomic Absorption Spectrometric Method ^[7,15] 5) Digestion, Graphite Furnace Atomic Absorption Spectrometric Method ^[7,16] 6) Digestion, Inductively Coupled Plasma Method ^[7,14]
13	2,4-D	1) Waste Extraction, Separatory Funnel Liquid-Liquid Extraction, Gas Chromatographic Method ^[1,9,24] 2) Soxhlet Extraction, Gas Chromatographic Method ^[11,24]
14	DDD	1) Waste Extraction, Solid-Phase Extraction, Gas Chromatographic Method ^[1,10,24] 2) Solid-Phase Extraction, Gas Chromatographic Method ^[10,24] 3) Soxhlet Extraction, Gas Chromatographic Method ^[11,24]
15	DDE	1) Waste Extraction, Solid-Phase Extraction, Gas Chromatographic Method ^[1,10,24] 2) Solid-Phase Extraction, Gas Chromatographic Method ^[10,24] 3) Soxhlet Extraction, Gas Chromatographic Method ^[11,24]
16	DDT	1) Waste Extraction, Solid-Phase Extraction, Gas Chromatographic Method ^[1,10,24] 2) Solid-Phase Extraction, Gas Chromatographic Method ^[10,24] 3) Soxhlet Extraction, Gas Chromatographic Method ^[11,24]
17	Dieldrin	1) Waste Extraction, Solid-Phase Extraction, Gas Chromatographic Method ^[1,10,24] 2) Solid-Phase Extraction, Gas Chromatographic Method ^[10,24] 3) Soxhlet Extraction, Gas Chromatographic Method ^[11,24]

3m

ลำดับที่	สารมลพิษ	วิธีวิเคราะห์
18	Endrin	1) Waste Extraction, Solid-Phase Extraction, Gas Chromatographic Method ^[1,10,24] 2) Solid-Phase Extraction, Gas Chromatographic Method ^[10,24] 3) Soxhlet Extraction, Gas Chromatographic Method ^[11,24]
19	Heptachlor	1) Waste Extraction, Solid-Phase Extraction, Gas Chromatographic Method ^[1,10,24] 2) Solid-Phase Extraction, Gas Chromatographic Method ^[10,24] 3) Soxhlet Extraction, Gas Chromatographic Method ^[11,24]
20	Lead	1) Waste Extraction, Digestion, Flame Atomic Absorption Spectrometric Method ^[1,6,15] 2) Waste Extraction, Digestion, Graphite Furnace Atomic Absorption Spectrometric Method ^[1,6,16] 3) Waste Extraction, Digestion, Inductively Coupled Plasma Method ^[1,6,14] 4) Digestion, Flame Atomic Absorption Spectrometric Method ^[7,15] 5) Digestion, Graphite Furnace Atomic Absorption Spectrometric Method ^[7,16] 6) Digestion, Inductively Coupled Plasma Method ^[7,14]
21	Lindane	1) Waste Extraction, Solid-Phase Extraction, Gas Chromatographic Method ^[1,10,24] 2) Solid-Phase Extraction, Gas Chromatographic Method ^[10,24] 3) Soxhlet Extraction, Gas Chromatographic Method ^[11,24]
22	Mercury	1) Waste Extraction, Digestion, Cold-Vapor Atomic Absorption Spectrometric Method ^[1,6,19] 2) Digestion, Cold-Vapor Atomic Absorption Spectrometric Method ^[20]
23	Methoxychlor	1) Waste Extraction, Solid-Phase Extraction, Gas Chromatographic Method ^[1,10,24] 2) Solid-Phase Extraction, Gas Chromatographic Method ^[10,24]

สมชาย

ลำดับที่	สารมลพิษ	วิธีวิเคราะห์
24	Mirex	3) Soxhlet Extraction, Gas Chromatographic Method ^[11,24] 1) Waste Extraction, Separatory Funnel Liquid-Liquid Extraction, Gas Chromatographic Method ^[1,9,24] 2) Soxhlet Extraction, Gas Chromatographic Method ^[11,24]
25	Molybdenum	1) Waste Extraction, Digestion, Flame Atomic Absorption Spectrometric Method ^[1,6,15] 2) Waste Extraction, Digestion, Graphite Furnace Atomic Absorption Spectrometric Method ^[1,6,16] 3) Waste Extraction, Digestion, Inductively Coupled Plasma Method ^[1,6,14] 4) Digestion, Flame Atomic Absorption Spectrometric Method ^[7,15] 5) Digestion, Graphite Furnace Atomic Absorption Spectrometric Method ^[7,16] 6) Digestion, Inductively Coupled Plasma Method ^[7,14]
26	Nickel	1) Waste Extraction, Digestion, Flame Atomic Absorption Spectrometric Method ^[1,6,15] 2) Waste Extraction, Digestion, Graphite Furnace Atomic Absorption Spectrometric Method ^[1,6,16] 3) Waste Extraction, Digestion, Inductively Coupled Plasma Method ^[1,6,14] 4) Digestion, Flame Atomic Absorption Spectrometric Method ^[7,15] 5) Digestion, Graphite Furnace Atomic Absorption Spectrometric Method ^[7,16] 6) Digestion, Inductively Coupled Plasma Method ^[7,14]
27	Polychlorinated Biphenyls Aroclor 1016 Aroclor 1221 Aroclor 1232 Aroclor 1242 Aroclor 1248 Aroclor 1254 Aroclor 1260 2,4,4'-Trichlorobiphenyl 2,2',5,5'-Tetrachlorobiphenyl	1) Waste Extraction, Separatory Funnel Liquid-Liquid Extraction, Gas Chromatographic Method ^[1,9,25] 2) Waste Extraction, Solid-Phase Extraction, Gas Chromatographic Method ^[1,10,25] 3) Soxhlet Extraction, Gas Chromatographic Method ^[11,25]



ลำดับที่	สารมลพิษ	วิธีวิเคราะห์
28	2,2',4,5,5'-Pentachlorobiphenyl 2,2',3,4,4',5'-Hexachlorobiphenyl 2,2',4,4',5,5'-Hexachlorobiphenyl 2,2',3,4,4',5,5'-Heptachlorobiphenyl Pentachlorophenol	1) Waste Extraction, Separatory Funnel Liquid-Liquid Extraction, Gas Chromatographic Method ^[1,9,24] 2) Soxhlet Extraction, Gas Chromatographic Method ^[11,24]
29	Selenium	1) Waste Extraction, Digestion, Hydride Generation/Atomic Absorption Spectrometric Method ^[1,6,21] 2) Digestion, Hydride Generation/Atomic Absorption Spectrometric Method ^[7,21]
30	Silver	1) Waste Extraction, Digestion, Flame Atomic Absorption Spectrometric Method ^[1,6,15] 2) Waste Extraction, Digestion, Graphite Furnace Atomic Absorption Spectrometric Method ^[1,6,16] 3) Waste Extraction, Digestion, Inductively Coupled Plasma Method ^[1,6,14] 4) Digestion, Flame Atomic Absorption Spectrometric Method ^[7,15] 5) Digestion, Graphite Furnace Atomic Absorption Spectrometric Method ^[7,16] 6) Digestion, Inductively Coupled Plasma Method ^[7,14]
31	Thallium	1) Waste Extraction, Digestion, Flame Atomic Absorption Spectrometric Method ^[1,6,15] 2) Waste Extraction, Digestion, Graphite Furnace Atomic Absorption Spectrometric Method ^[1,6,16] 3) Waste Extraction, Digestion, Inductively Coupled Plasma Method ^[1,6,14] 4) Digestion, Flame Atomic Absorption Spectrometric Method ^[7,15] 5) Digestion, Graphite Furnace Atomic Absorption Spectrometric Method ^[7,16] 6) Digestion, Inductively Coupled Plasma Method ^[7,14]


ลำดับที่	สารมลพิษ	วิธีวิเคราะห์
32	Toxaphene	1) Waste Extraction, Solid-Phase Extraction, Gas Chromatographic Method ^[1,10,24] 2) Solid-Phase Extraction, Gas Chromatographic Method ^[10,24] 3) Soxhlet Extraction, Gas Chromatographic/Mass Spectrometric Method ^[11,27]
33	Trichloroethylene	1) Waste Extraction, Purge and Trap, Gas Chromatographic/Mass Spectrometric Method ^[1,12,26] 2) Purge and Trap, Gas Chromatographic/Mass Spectrometric Method ^[13,26]
34	Vanadium	1) Waste Extraction, Digestion, Flame Atomic Absorption Spectrometric Method ^[1,6,15] 2) Waste Extraction, Digestion, Graphite Furnace Atomic Absorption Spectrometric Method ^[1,6,16] 3) Waste Extraction, Digestion, Inductively Coupled Plasma Method ^[1,6,14] 4) Digestion, Flame Atomic Absorption Spectrometric Method ^[7,15] 5) Digestion, Graphite Furnace Atomic Absorption Spectrometric Method ^[7,16] 6) Digestion, Inductively Coupled Plasma Method ^[7,14]
35	Vinyl chloride	Purge and Trap, Gas Chromatographic/Mass Spectrometric Method ^[13,26]
36	Zinc	1) Waste Extraction, Digestion, Flame Atomic Absorption Spectrometric Method ^[1,6,15] 2) Waste Extraction, Digestion, Graphite Furnace Atomic Absorption Spectrometric Method ^[1,6,16] 3) Waste Extraction, Digestion, Inductively Coupled Plasma Method ^[1,6,14] 4) Digestion, Flame Atomic Absorption Spectrometric Method ^[7,15] 5) Digestion, Graphite Furnace Atomic Absorption Spectrometric Method ^[7,16] 6) Digestion, Inductively Coupled Plasma Method ^[7,14]

Signature

ดิน จำนวน 121 รายการ

ลำดับที่	สารมลพิษ	วิธีวิเคราะห์
1	Acenaphthene	Soxhlet Extraction, Gas Chromatographic/ Mass Spectrometric Method ^[11,27]
2	Acetone	Purge and Trap, Gas Chromatographic/ Mass Spectrometric Method ^[13,26]
3	Aldrin	Soxhlet Extraction, Gas Chromatographic Method ^[11,24]
4	Anthracene	Soxhlet Extraction, Gas Chromatographic/ Mass Spectrometric Method ^[11,27]
5	Antimony	1) Digestion, Flame Atomic Absorption Spectrometric Method ^[7,15] 2) Digestion, Graphite Furnace Atomic Absorption Spectrometric Method ^[7,16] 3) Digestion, Inductively Coupled Plasma Method ^[7,14]
6	Arsenic	Digestion, Hydride Generation/Atomic Absorption Spectrometric Method ^[7,17]
7	Atrazine	Soxhlet Extraction, Gas Chromatographic Method ^[11,24]
8	Barium	1) Digestion, Flame Atomic Absorption Spectrometric Method ^[7,15] 2) Digestion, Graphite Furnace Atomic Absorption Spectrometric Method ^[7,16] 3) Digestion, Inductively Coupled Plasma Method ^[7,14]
9	Benz(a)anthracene	Soxhlet Extraction, Gas Chromatographic/ Mass Spectrometric Method ^[11,27]
10	Benzene	Purge and Trap, Gas Chromatographic/ Mass Spectrometric Method ^[13,26]
11	Benzo(b)fluoranthene	Soxhlet Extraction, Gas Chromatographic/ Mass Spectrometric Method ^[11,27]
12	Benzo(k)fluoranthene	Soxhlet Extraction, Gas Chromatographic/ Mass Spectrometric Method ^[11,27]
13	Benzoic acid	Soxhlet Extraction, Gas Chromatographic Method ^[11,23]
14	Benzo(a)pyrene	Soxhlet Extraction, Gas Chromatographic/ Mass Spectrometric Method ^[11,27]
15	Benzo(g,h,i)perylene	Soxhlet Extraction, Gas Chromatographic/ Mass Spectrometric Method ^[11,27]
16	Beryllium	1) Digestion, Flame Atomic Absorption Spectrometric Method ^[7,15]

Signature

ลำดับที่	สารมลพิษ	วิธีวิเคราะห์
17	Bis(2-chloroethyl)ether	2) Digestion, Graphite Furnace Atomic Absorption Spectrometric Method ^[7,16] 3) Digestion, Inductively Coupled Plasma Method ^[7,14] Soxhlet Extraction, Gas Chromatographic/ Mass Spectrometric Method ^[11,27]
18	Bis(2-ethylhexyl)phthalate	Soxhlet Extraction, Gas Chromatographic/ Mass Spectrometric Method ^[11,27]
19	Bromodichloromethane	Purge and Trap, Gas Chromatographic/ Mass Spectrometric Method ^[13,26]
20	Bromoform	Purge and Trap, Gas Chromatographic/ Mass Spectrometric Method ^[13,26]
21	Butanol	Purge and Trap, Gas Chromatographic/ Mass Spectrometric Method ^[13,26]
22	Butyl benzyl phthalate	Soxhlet Extraction, Gas Chromatographic/ Mass Spectrometric Method ^[11,27]
23	Cadmium	1) Digestion, Flame Atomic Absorption Spectrometric Method ^[7,15] 2) Digestion, Graphite Furnace Atomic Absorption Spectrometric Method ^[7,16] 3) Digestion, Inductively Coupled Plasma Method ^[7,14]
24	Carbazole	Soxhlet Extraction, Gas Chromatographic/ Mass Spectrometric Method ^[11,27]
25	Carbon disulfide	Purge and Trap, Gas Chromatographic/ Mass Spectrometric Method ^[13,26]
26	Carbon tetrachloride	Purge and Trap, Gas Chromatographic/ Mass Spectrometric Method ^[13,26]
27	Chlordane	Soxhlet Extraction, Gas Chromatographic Method ^[11,24]
28	p-Chloroaniline	Soxhlet Extraction, Gas Chromatographic/ Mass Spectrometric Method ^[11,27]
29	Chlorobenzene	Purge and Trap, Gas Chromatographic/ Mass Spectrometric Method ^[13,26]
30	Chlorodibromomethane	Purge and Trap, Gas Chromatographic/ Mass Spectrometric Method ^[13,26]
31	Chloroform	Purge and Trap, Gas Chromatographic/ Mass Spectrometric Method ^[13,26]
32	Chromium	1) Digestion, Flame Atomic Absorption Spectrometric Method ^[7,15] 

ลำดับที่	สารมลพิษ	วิธีวิเคราะห์
33	Chromium (III)	2) Digestion, Graphite Furnace Atomic Absorption Spectrometric Method ^[7,16] 3) Digestion, Inductively Coupled Plasma Method ^[7,14] 1) Digestion, Flame Atomic Absorption Spectrometric Method; Alkaline Digestion, Colorimetric Method; Calculation ^[7,8,15,18] 2) Digestion, Graphite Furnace Atomic Absorption Spectrometric Method; Alkaline Digestion, Colorimetric Method; Calculation ^[7,8,16,18] 3) Digestion, Inductively Coupled Plasma Method; Alkaline Digestion, Colorimetric Method; Calculation ^[7,8,14,18]
34	Chromium (VI)	Alkaline Digestion, Colorimetric Method ^[8,18]
35	Chrysene	Soxhlet Extraction, Gas Chromatographic/Mass Spectrometric Method ^[11,27]
36	Cyanide	1) Extraction, Distillation, Titrimetric Method ^[28,29,30] 2) Extraction, Distillation, Colorimetric Method ^[28,29,30]
37	2,4-D	Soxhlet Extraction, Gas Chromatographic Method ^[11,24]
38	DDD	Soxhlet Extraction, Gas Chromatographic Method ^[11,24]
39	DDE	Soxhlet Extraction, Gas Chromatographic Method ^[11,24]
40	DDT	Soxhlet Extraction, Gas Chromatographic Method ^[11,24]
41	Dibenz(a,h)anthracene	Soxhlet Extraction, Gas Chromatographic/Mass Spectrometric Method ^[11,27]
42	Di-n-butyl phthalate	Soxhlet Extraction, Gas Chromatographic/Mass Spectrometric Method ^[11,27]
43	1,2-Dichlorobenzene	Purge and Trap, Gas Chromatographic/Mass Spectrometric Method ^[13,26]
44	1,3-Dichlorobenzene	Purge and Trap, Gas Chromatographic/Mass Spectrometric Method ^[13,26]
45	1,4-Dichlorobenzene	Purge and Trap, Gas Chromatographic/Mass Spectrometric Method ^[13,26]
46	1,1-Dichloroethane	Purge and Trap, Gas Chromatographic/Mass Spectrometric Method ^[13,26]
47	1,2-Dichloroethane	Purge and Trap, Gas Chromatographic/Mass Spectrometric Method ^[13,26]
48	1,1-Dichloroethylene	Purge and Trap, Gas Chromatographic/Mass Spectrometric Method ^[13,26]

3m91

ลำดับที่	สารมลพิษ	วิธีวิเคราะห์
49	cis-1,2-Dichloroethylene	Purge and Trap, Gas Chromatographic/ Mass Spectrometric Method ^[13,26]
50	trans-1,2-Dichloroethylene	Purge and Trap, Gas Chromatographic/ Mass Spectrometric Method ^[13,26]
51	1,2-Dichloropropane	Purge and Trap, Gas Chromatographic/ Mass Spectrometric Method ^[13,26]
52	1,3-Dichloropropane	Purge and Trap, Gas Chromatographic/ Mass Spectrometric Method ^[13,26]
53	1,3-Dichloropropene	Purge and Trap, Gas Chromatographic/ Mass Spectrometric Method ^[13,26]
54	Dieldrin	Soxhlet Extraction, Gas Chromatographic Method ^[11,24]
55	Diethyl phthalate	Soxhlet Extraction, Gas Chromatographic/ Mass Spectrometric Method ^[11,27]
56	2,4-Dimethylphenol	Soxhlet Extraction, Gas Chromatographic Method ^[11,23]
57	2,4-Dinitrophenol	Soxhlet Extraction, Gas Chromatographic Method ^[11,23]
58	2,4-Dinitrotoluene	Soxhlet Extraction, Gas Chromatographic Method ^[11,23]
59	2,6-Dinitrotoluene	Soxhlet Extraction, Gas Chromatographic Method ^[11,23]
60	Di-n-Octyl phthalate	Soxhlet Extraction, Gas Chromatographic/ Mass Spectrometric Method ^[11,27]
61	Endosulfan	Soxhlet Extraction, Gas Chromatographic Method ^[11,24]
62	Endrin	Soxhlet Extraction, Gas Chromatographic Method ^[11,24]
63	Ethylbenzene	Purge and Trap, Gas Chromatographic/ Mass Spectrometric Method ^[13,26]
64	Fluoranthene	Soxhlet Extraction, Gas Chromatographic/ Mass Spectrometric Method ^[11,27]
65	Fluorene	Soxhlet Extraction, Gas Chromatographic/ Mass Spectrometric Method ^[11,27]
66	Heptachlor	Soxhlet Extraction, Gas Chromatographic Method ^[11,24]
67	Heptachlor epoxide	Soxhlet Extraction, Gas Chromatographic Method ^[11,24]
68	Hexachloro-1,3-butadiene	Purge and Trap, Gas Chromatographic/ Mass Spectrometric Method ^[13,26]
69	n-Hexane	Purge and Trap, Gas Chromatographic/ Mass Spectrometric Method ^[13,26]
70	α -HCH	Soxhlet Extraction, Gas Chromatographic Method ^[11,24]
71	β -HCH	Soxhlet Extraction, Gas Chromatographic Method ^[11,24]
72	γ -HCH	Soxhlet Extraction, Gas Chromatographic Method ^[11,24]

ลำดับที่	สารมลพิษ	วิธีวิเคราะห์
73	Hexachlorocyclopentadiene	Soxhlet Extraction, Gas Chromatographic/ Mass Spectrometric Method ^[11,27]
74	Hexachloroethane	Soxhlet Extraction, Gas Chromatographic/ Mass Spectrometric Method ^[11,27]
75	Indeno(1,2,3-cd)pyrene	Soxhlet Extraction, Gas Chromatographic/ Mass Spectrometric Method ^[11,27]
76	Isophorone	Soxhlet Extraction, Gas Chromatographic/ Mass Spectrometric Method ^[11,27]
77	Lead	1) Digestion, Flame Atomic Absorption Spectrometric Method ^[7,15] 2) Digestion, Graphite Furnace Atomic Absorption Spectrometric Method ^[7,16] 3) Digestion, Inductively Coupled Plasma Method ^[7,14]
78	Manganese	1) Digestion, Flame Atomic Absorption Spectrometric Method ^[7,15] 2) Digestion, Graphite Furnace Atomic Absorption Spectrometric Method ^[7,16] 3) Digestion, Inductively Coupled Plasma Method ^[7,14]
79	Mercury	Digestion, Cold-Vapor Atomic Absorption Spectrometric Method ^[20]
80	Methanol	Purge and Trap, Gas Chromatographic/ Mass Spectrometric Method ^[13,26]
81	Methoxychlor	Soxhlet Extraction, Gas Chromatographic Method ^[11,24]
82	Methyl bromide	Purge and Trap, Gas Chromatographic/ Mass Spectrometric Method ^[13,26]
83	Methylene chloride	Purge and Trap, Gas Chromatographic/ Mass Spectrometric Method ^[13,26]
84	2-Methylphenol	Soxhlet Extraction, Gas Chromatographic Method ^[11,23]
85	2-Methylnaphthalene	Soxhlet Extraction, Gas Chromatographic/ Mass Spectrometric Method ^[11,27]
86	Methyl tert-butyl ether	Purge and Trap, Gas Chromatographic/ Mass Spectrometric Method ^[13,26]
87	Naphthalene	Purge and Trap, Gas Chromatographic/ Mass Spectrometric Method ^[13,26]
88	Nickel	1) Digestion, Flame Atomic Absorption Spectrometric Method ^[7,15] 2) Digestion, Graphite Furnace Atomic Absorption Spectrometric Method ^[7,16] 3) Digestion, Inductively Coupled Plasma Method ^[7,14]

3m

ลำดับที่	สารมลพิษ	วิธีวิเคราะห์
89	Nitrobenzene	Soxhlet Extraction, Gas Chromatographic/ Mass Spectrometric Method ^[11,27]
90	N-Nitrosodiphenylamine	Soxhlet Extraction, Gas Chromatographic/ Mass Spectrometric Method ^[11,27]
91	N-Nitrosodi-n-propylamine	Soxhlet Extraction, Gas Chromatographic/ Mass Spectrometric Method ^[11,27]
92	Polychlorinated Biphenyls Aroclor 1016 Aroclor 1221 Aroclor 1232 Aroclor 1242 Aroclor 1248 Aroclor 1254 Aroclor 1260 2,2',5,5'-Tetrachlorobiphenyl 2,2',4,5,5'-Pentachlorobiphenyl 2,2',3,4,4',5'- Hexachlorobiphenyl 2,2',4,4',5,5'- Hexachlorobiphenyl 2,2',3,4,4',5,5'- Heptachlorobiphenyl	Soxhlet Extraction, Gas Chromatographic Method ^[11,25]
93	Pentachlorophenol	Soxhlet Extraction, Gas Chromatographic Method ^[11,24]
94	Phenanthrene	Soxhlet Extraction, Gas Chromatographic/ Mass Spectrometric Method ^[11,27]
95	Phenol	Soxhlet Extraction, Gas Chromatographic Method ^[11,23]
96	Pyrene	Soxhlet Extraction, Gas Chromatographic/ Mass Spectrometric Method ^[11,27]
97	Selenium	Digestion, Hydride Generation/Atomic Absorption Spectrometric Method ^[7,21]
98	Silver	1) Digestion, Flame Atomic Absorption Spectrometric Method ^[7,15] 2) Digestion, Graphite Furnace Atomic Absorption Spectrometric Method ^[7,16] 3) Digestion, Inductively Coupled Plasma Method ^[7,14]
99	Styrene	Purge and Trap, Gas Chromatographic/ Mass Spectrometric Method ^[13,26]

Small

ลำดับที่	สารมลพิษ	วิธีวิเคราะห์
100	1,1,2,2-Tetrachloroethane	Purge and Trap, Gas Chromatographic/ Mass Spectrometric Method ^[13,26]
101	Tetrachloroethylene	Purge and Trap, Gas Chromatographic/ Mass Spectrometric Method ^[13,26]
102	Toluene	Purge and Trap, Gas Chromatographic/ Mass Spectrometric Method ^[13,26]
103	Toxaphene	Soxhlet Extraction, Gas Chromatographic Method ^[11,24]
104	TPH (C ₅ -C ₈)	Purge and Trap, Gas Chromatographic/ Mass Spectrometric Method ^[13,26]
105	TPH (C ₈ -C ₁₆)	Soxhlet Extraction, Gas Chromatographic Method ^[11,22]
106	TPH (C ₁₆ -C ₃₅)	Soxhlet Extraction, Gas Chromatographic Method ^[11,22]
107	1,2,4-Trichlorobenzene	Purge and Trap, Gas Chromatographic/ Mass Spectrometric Method ^[13,26]
108	1,1,1-Trichloroethane	Purge and Trap, Gas Chromatographic/ Mass Spectrometric Method ^[13,26]
109	1,1,2-Trichloroethane	Purge and Trap, Gas Chromatographic/ Mass Spectrometric Method ^[13,26]
110	Trichloroethylene	Purge and Trap, Gas Chromatographic/ Mass Spectrometric Method ^[13,26]
111	2,4,5-Trichlorophenol	Soxhlet Extraction, Gas Chromatographic Method ^[11,23]
112	2,4,6-Trichlorophenol	Soxhlet Extraction, Gas Chromatographic Method ^[11,23]
113	1,3,5-Trimethylbenzene	Purge and Trap, Gas Chromatographic/ Mass Spectrometric Method ^[13,26]
114	Vanadium	1) Digestion, Flame Atomic Absorption Spectrometric Method ^[7,15] 2) Digestion, Graphite Furnace Atomic Absorption Spectrometric Method ^[7,16] 3) Digestion, Inductively Coupled Plasma Method ^[7,14]
115	Vinyl acetate	Purge and Trap, Gas Chromatographic/ Mass Spectrometric Method ^[13,26]
116	Vinyl chloride	Purge and Trap, Gas Chromatographic/ Mass Spectrometric Method ^[13,26]
117	m-Xylene	Purge and Trap, Gas Chromatographic/ Mass Spectrometric Method ^[13,26]
118	o-Xylene	Purge and Trap, Gas Chromatographic/ Mass Spectrometric Method ^[13,26]
119	p-Xylene	Purge and Trap, Gas Chromatographic/ Mass Spectrometric Method ^[13,26]

3(m)

ลำดับที่	สารมลพิษ	วิธีวิเคราะห์
120	Xylene (Total)	Purge and Trap, Gas Chromatographic/ Mass Spectrometric Method ^[13,26]
121	Zinc	1) Digestion, Flame Atomic Absorption Spectrometric Method ^[7,15] 2) Digestion, Graphite Furnace Atomic Absorption Spectrometric Method ^[7,16] 3) Digestion, Inductively Coupled Plasma Method ^[7,14]

เอกสารอ้างอิง

1. กระทรวงอุตสาหกรรม. ประกาศกระทรวงอุตสาหกรรม, พ.ศ. 2548. เรื่อง การกำจัดสิ่งปฏิกูลหรือ
วัสดุที่ไม่ใช้แล้ว.ราชกิจจานุเบกษา. 25 มกราคม 2549. เล่มที่ 123 ตอนพิเศษ 11ง.
2. กระทรวงอุตสาหกรรม. ประกาศกระทรวงอุตสาหกรรม, พ.ศ. 2549. เรื่อง กำหนดค่าปริมาณเขม่า
ควันที่เจือปนในอากาศที่ระบายออกจากปล่องของหม้อน้ำโรงสีข้าวที่ใช้กลายเป็นเชื้อเพลิง.
ราชกิจจานุเบกษา. 4 ธันวาคม 2549. เล่มที่ 123 ตอนพิเศษ 125ง.
3. สมาคมวิศวกรรมสิ่งแวดล้อมแห่งประเทศไทย. คู่มือวิเคราะห์น้ำเสีย. พิมพ์ครั้งที่ 4. กรุงเทพฯ:
เรือนแก้วการพิมพ์, 2547.
4. APHA, AWWA, WEF. **Standard Methods for the Examination of Water and
Wastewater**. 23rd ed. Washington, DC: APHA, 2017.
5. United States Environmental Protection Agency. **Standards of Performance for
New Stationary Sources**. 40 CFR 60. Appendix A, 2022.
6. United States Environmental Protection Agency. **Test Methods for Evaluation
Solid Waste Physical/Chemical Methods**. SW-846, 1997.
7. United States Environmental Protection Agency. **Test Methods for Evaluation Solid
Waste Physical/Chemical Methods. Acid Digestion of Sludges and Sediments and Soils**.
SW-846 Method 3050B, 1996.
8. United States Environmental Protection Agency. **Test Methods for Evaluation Solid
Waste Physical/Chemical Methods. Alkaline Digestion for Hexavalent Chromium**. SW-846
Method 3060A, 1996.
9. United States Environmental Protection Agency. **Test Methods for Evaluation Solid
Waste Physical/Chemical Methods. Separatory Funnel Liquid-Liquid Extraction**. SW-846
Method 3510C, 1996.
10. United States Environmental Protection Agency. **Test Methods for Evaluation Solid
Waste Physical/Chemical Methods. Solid Phase Extraction**. SW-846 Method 3535A, 2007.
11. United States Environmental Protection Agency. **Test Methods for Evaluation Solid
Waste Physical/Chemical Methods. Soxhlet Extraction**. SW-846 Method 3540C, 1996. 3/10/21

12. United States Environmental Protection Agency. Test Methods for Evaluation Solid Waste Physical/Chemical Methods. Purge-and-Trap for Aqueous Samples. SW-846 Method 5030C, 2003.
13. United States Environmental Protection Agency. Test Methods for Evaluation Solid Waste Physical/Chemical Methods. Closed-System Purge-and-Trap and Extraction for Volatile Organics in Soil and Waste Samples. SW-846 Method 5035A, 2007.
14. United States Environmental Protection Agency. Test Methods for Evaluation Solid Waste Physical/Chemical Methods. Inductively Coupled Plasma-Optical Emission Spectrometry. SW-846 Method 6010D, 2018.
15. United States Environmental Protection Agency. Test Methods for Evaluation Solid Waste Physical/Chemical Methods. Flame Atomic Absorption Spectrophotometry. SW-846 Method 7000B, 2007.
16. United States Environmental Protection Agency. Test Methods for Evaluation Solid Waste Physical/Chemical Methods. Graphite Furnace Atomic Absorption Spectrophotometry. SW-846 Method 7010, 2007.
17. United States Environmental Protection Agency. Test Methods for Evaluation Solid Waste Physical/Chemical Methods. Arsenic (Atomic Absorption, Gaseous Hydride). SW-846 Method 7061A, 1992.
18. United States Environmental Protection Agency. Test Methods for Evaluation Solid Waste Physical/Chemical Methods. Chromium, Hexavalent (Colorimetric). SW-846 Method 7196A, 1992.
19. United States Environmental Protection Agency. Test Methods for Evaluation Solid Waste Physical/Chemical Methods. Mercury in Liquid Waste (Manual Cold-Vapor Technique). SW-846 Method 7470A, 1994.
20. United States Environmental Protection Agency. Test Methods for Evaluation Solid Waste Physical/Chemical Methods. Mercury in Solid or Semisolid Waste (Manual Cold-Vapor Technique). SW-846 Method 7471A, 1994.
21. United States Environmental Protection Agency. Test Methods for Evaluation Solid Waste Physical/Chemical Methods. Selenium (Atomic Absorption, Borohydride Reduction). SW-846 Method 7742, 1994.
22. United States Environmental Protection Agency. Test Methods for Evaluation Solid Waste Physical/Chemical Methods. Nonhalogenated Organics Using GC/FID. SW-846 Method 8015D, 2003.
23. United States Environmental Protection Agency. Test Methods for Evaluation Solid Waste Physical/Chemical Methods. Phenols by Gas Chromatography. SW-846 Method 8041, 1996.
24. United States...

24. United States Environmental Protection Agency. Test Methods for Evaluation Solid Waste Physical/Chemical Methods. **Organochlorine Pesticides by Gas Chromatography. SW-846 Method 8081B**, 2007.


25. United States Environmental Protection Agency. Test Methods for Evaluation Solid Waste Physical/Chemical Methods. **Polychlorinate Biphenyls (PCBs) by Gas Chromatography. SW-846 Method 8082A**, 2007.

26. United States Environmental Protection Agency. Test Methods for Evaluation Solid Waste Physical/Chemical Methods. **Volatile Organic Compounds by Gas Chromatography/Mass Spectrometry (GC/MS). SW-846 Method 8260C**, 2006.

27. United States Environmental Protection Agency. Test Methods for Evaluation Solid Waste Physical/Chemical Methods. **Semivolatile Organic Compounds by Gas Chromatography/Mass Spectrometry. SW-846 Method 8270D**, 2014.


28. United States Environmental Protection Agency. Test Methods for Evaluation Solid Waste Physical/Chemical Methods. **Total and Amenable Cyanide: Distillation. SW-846 Method 9010C**, 2004.

29. United States Environmental Protection Agency. Test Methods for Evaluation Solid Waste Physical/Chemical Methods. **Cyanide Extraction Procedure for Solids and Oil. SW-846 Method 9013A**, 1996.

30. United States Environmental Protection Agency. Test Methods for Evaluation Solid Waste Physical/Chemical Methods. **Cyanide in Waters and Extracts Using Titrimetric and Manual Spectrophotometric Procedures. SW-846 Method 9014**, 2014. 

ภาคผนวก ช

ใบอนุญาตเป็นผู้ตรวจวัดและวิเคราะห์สภาวะ
การทำงานเกี่ยวกับความร้อน แสงสว่าง เสียง
และสารเคมีอันตรายในบรรยากาศ





กรมสวัสดิการและคุ้มครองแรงงาน

๒๔ กันยายน

เป็นผู้ให้บริการตรวจวัดระดับความเข้มข้นของสารเคมีอันตราย
ในบรรยากาศของสถานที่ทำงาน และสถานที่เก็บรักษาสารเคมีอันตราย

ใบอนุญาตนเลขที่ ๐๒๐๑-๐๗-๒๕๖๔-๐๐๐๓

อนุญาตให้.....บริษัท เทคโนโลยีสิ่งแวดล้อมไทย จำกัด

เลขทะเบียนนิติบุคคล.....๐๑๒๕๕๓๗๐๐๘๕๗๓

ตั้งอยู่เลขที่ ๑๖/๑ ซอยรามคำแหง ๑๕๕ แขวงสะพานสูง เขตสะพานสูง กรุงเทพมหานคร

เป็นไม้ปลูกตลอดให้บริการด้านความปลอดภัยในการทำงาน ตามกฎกระทรวง
กำหนดมาตรฐานในการบริหาร จัดการ และดำเนินการด้านความปลอดภัย อาชีวอนามัย และสภาพแวดล้อม
ในการทำงานเกี่ยวกับสสารเคมีอันตราย พ.ศ. ๒๕๕๖ โมโกรเป็นไม้ที่มีการตรวจจัดระดับความเข้มข้น
ของสสารเคมีอันตรายในบรรยากาศของสถานที่ทำงาน และสถานที่เก็บรักษาวัสดุเคมีอันตราย
ประกอบกับกฎกระทรวงการชี้แจงระเบียบและการอนุญาตให้ประกอบอาชีพผู้ปฏิบัติงานปลอดภัย อาชีวอนามัย และ
สภาพแวดล้อมในการทำงาน พ.ศ. ๒๕๕๕ โดยมีบุคลากร จำนวน ๒๑ ราย

๑๕ ธันวาคม พ.ศ. ๒๕๖๔ ถึงวันที่ ๑๗ ธันวาคม พ.ศ. ๒๕๖๕

ให้ไว้ ณ วันที่ ๑๔ ธันวาคม พ.ศ. ๒๕๖๔

(นายสมพจน์ กวางแก้ว)

ผู้ตรวจราชการกรม ปฏิบัติราชการแทน
อธิบดีกรมสวัสดิการและคุ้มครองแรงงาน

รายชื่อบุคลากรแบบท้ายใบอนุญาต

เป็นมิติบุคคลผู้ให้บริการตรวจวัดระดับความเข้มข้นของสารเคมีอันตรายในบรรยากาศของสถานที่ทำงาน และสถานที่เก็บรักษาสารเคมีอันตราย

ของบริษัท เทคโนโลยีสิ่งแวดล้อมไทย จำกัด

ใบอนุญาติเลขที่ ๐๒๐๑-๐๓-๒๕๖๕-๐๐๐๓

๑. นายปิยะชัย	๒. นายประมวล	๓. นายวิฑูรย์	๔. นายประยัด	๕. นายรัฐพล	๖. นายเกียรติศักดิ์	๗. นายสุริยะพงศ์	๘. นายจิรวัฒน์	๙. นายเฉลิมวุฒิ	๑๐. นายธนบดี	๑๑. นายไพฑูรย์	๑๒. นายสุชาติ	๑๓. นางสาววรรณศิริ	๑๔. นายอนันชัย	๑๕. นางสาวนิดา	๑๖. นายสุรภูมิ	๑๗. นางสาวชยาภา	๑๘. ว่าที่ ร.ต. โสภณ	๑๙. นางสาวเนิดา	๒๐. นางสาวพนิดา	๒๑. นางสาวสุวิษา
บุญรุ่งเกียรติ	บุญสร	วัลย์รัตน์	จิเดช	สุชาติ	วันดี	ยังยุทธ	อิมพะแสงย์	พูนสงวน	มะลัย	อยู่ดีรัมย์	ศรีบุญ	สุริยงค์	เสียมไหม	ใจะเสน	มะลิงาน	มะหะลิ	อุดรภาค	ธีรภรณ์	สังวาลย์	สิริรักษ์

ทั้งนี้ ตั้งแต่วันที่ ๑๔ ธันวาคม พ.ศ. ๒๕๖๔ ถึงวันที่ ๑๓ ธันวาคม พ.ศ. ๒๕๖๕

ให้ไว้ ณ วันที่ ๑๔ ธันวาคม พ.ศ. ๒๕๖๔

✓ at

(นายสมพงษ์ กวางแก้ว)
ผู้ตรวจราชการกรม ปฏิบัติราชการแทน
อธิบดีกรมสวัสดิการและคุ้มครองแรงงาน



แบบ กบญ
ฉบับที่ ๓๓

กรมสวัสดิการและคุ้มครองแรงงาน

ใบอนุญาต

เป็นผู้ใช้บริการวิเคราะห์ระดับความเข้มข้นของสารเคมีอันตราย
ในบรรยากาศของสถานที่ทำงาน และสถานที่เก็บรักษาสารเคมีอันตราย

ใบอนุญาตเลขที่ ๑๒๑๒๒-๑๓๒-๒๕๖๔-๐๑๑๓

อนุญาตให้.....บริษัท เมทนีดลสิ่งแวดล้อมไทย จำกัด

เลขทะเบียนนิติบุคคล.....๐๑๒๕๕๗๗๐๘๕๗๓
ตั้งอยู่เลขที่ ๑/๖ ซอยรามคำแหง ๓๔๕ แขวงสะพานสูง เขตสะพานสูง กรุงเทพมหานคร
เป็นนิติบุคคลผู้ให้บริการด้านความปลอดภัย อาชีวอนามัย และสภาพแวดล้อม
ในการทำงานเกี่ยวกับสารเคมีอันตราย จัดการ และดำเนินการด้านความปลอดภัย และสภาพแวดล้อม
ในการทำงานเกี่ยวกับสารเคมีอันตราย พ.ศ. ๒๕๕๖. ในกรณีเป็นผู้ให้บริการตรวจวัดและวิเคราะห์ระดับความ
เข้มข้นของสารเคมีอันตรายในบรรยากาศของสถานที่ทำงาน และสถานที่เก็บรักษาสารเคมีอันตราย
ประกอบกับกฎกระทรวงการขึ้นทะเบียนและการอนุญาตให้บริการเพื่อส่งเสริมความปลอดภัย อาชีวอนามัย
และสภาพแวดล้อมในการทำงาน พ.ศ. ๒๕๖๔ แห่งพระราชบัญญัติความปลอดภัย อาชีวอนามัย
และสภาพแวดล้อมในการทำงาน พ.ศ. ๒๕๕๔ โดยมีบุคลากรหรือวิทยากร จำนวน ๘ ราย

ทั้งนี้ ตั้งแต่วันที่ ๑๔ ธันวาคม พ.ศ. ๒๕๖๔ ถึงวันที่ ๑๓ ธันวาคม พ.ศ. ๒๕๖๗

ให้ไว้ ณ วันที่ ๑๔ ธันวาคม พ.ศ. ๒๕๖๔

(นายสมพงษ์ กวางแก้ว)
ผู้ตรวจราชการกรม ปฏิบัติราชการแทน
อธิบดีกรมสวัสดิการและคุ้มครองแรงงาน

รายชื่อบุคลากรแบบท้ายใบอนุญาต
เป็นนิติบุคคลผู้ให้บริการวิเคราะห์ระดับความเข้มข้นของสารเคมีอันตรายในบรรยากาศของสถานที่ทำงาน
และสถานที่เก็บรักษาสารเคมีอันตราย
ของบริษัท เมทนีดลสิ่งแวดล้อมไทย จำกัด
ใบอนุญาตเลขที่ ๐๒๐๒-๐๓-๒๕๖๔-๐๐๐๓

- | | |
|--------------------|------------------|
| ๑. นายณัฐพงศ์ | โคตะมา |
| ๒. นายเวฬุพงศ์ | เขยวัดเกาะ |
| ๓. นางสาวตอกรัก | สีเหล็ก |
| ๔. นางสาวกนกวรรณ | เริ่มประชาธิปไตย |
| ๕. นายนิตติศักดิ์ | เมืองงาม |
| ๖. นางสาวณัฐญาณิ | สารแสง |
| ๗. นายเจอ | แห่งหัว |
| ๘. นางสาวกมลลักษณ์ | ดิมงคล |

ทั้งนี้ ตั้งแต่วันที่ ๑๔ ธันวาคม พ.ศ. ๒๕๖๔ ถึงวันที่ ๑๓ ธันวาคม พ.ศ. ๒๕๖๗

ให้ไว้ ณ วันที่ ๑๔ ธันวาคม พ.ศ. ๒๕๖๔

(นายสมพงษ์ กวางแก้ว)
ผู้ตรวจราชการกรม ปฏิบัติราชการแทน
อธิบดีกรมสวัสดิการและคุ้มครองแรงงาน



ใบอนุญาตน

ใบอนุญัตติเลขที่ ๐๔๐๑-๐๓-๒๕๖๕-๐๐.๐๓

เลขทะเบียนมีปีเกิด.....๑๓๒๕ถึง๗๐๔๙๘๖๗

ตั้งอยู่ เลขที่./๑/๔ ซอยรวมหัวแดง ๑๔๕ แขวงสะพานสูง เขตสะพานสูง กรุงเทพมหานคร

เป็นนิติบุคคลผู้ใช้บริการด้านความปลอดภัย อาชีวอนามัย และสภาพแวดล้อมในการทำงาน ตามกฎกระทรวง
กำหนดมาตรฐานในการบริหาร จัดการ และดำเนินการด้านความปลอดภัย อาชีวอนามัย และสภาพแวดล้อม
ในการทำงานเกี่ยวกับควมร้อน แสงสว่าง และเสียง พ.ศ. ๒๕๕๕ ในวรรตวรรจวัดและวิเคราะหใ้
สภาวะขณะทำงานที่ยังมิจะประเมินความเสี่ยงก่อนับประกันการขึ้นทะเบียนและการอนุญาตให้กราก
เพื่อส่งเสริมความปลอดภัย อาชีวอนามัย และสภาพแวดล้อมในการทำงาน พ.ศ. ๒๕๖๔ แห่งพระราชบัญญัติ
ความปลอดภัย อาชีวอนามัย และสภาพแวดล้อมในการทำงาน พ.ศ. ๒๕๕๕ โดยมีผลจาก จำนวน ๔ ราย

ให้ไว้ ณ วันที่ ๑๔ ธันวาคม พ.ศ. ๒๕๖๔

ผู้ตรวจราชการกรม ปฏิบัติราชการแทน
(นายสมพจน์ กวางแก้ว)

(นายสมพงษ์ กวางแก้ว)

ผู้ตรวจราชการกรม ปฏิบัติงาน
อธิบดีกรมสวัสดิการและคุ้มครองงาน

ของบริษัท เทคโนโลยีสิ่งแวดล้อมไทย จำกัด

၁၅၀၀-၁၆၅၅-၁၆၆၀ မိုးခေါင်ပျဉ်းဝေ

- | | |
|------------------|----------------|
| ๑. นายปิยะชัย | บุญรุ่งเกียรติ |
| ๒. นางสาวอังศาล | จกสูงเนิน |
| ๓. นางสาวสุกัญญา | อนุเม |
| ๔. นายคพล | มหวงค์ |
| ๕. นางสาวอมรัตน์ | โถมายุ |

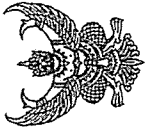
๑๔ ธันวาคม พ.ศ. ๒๕๖๔ ถึงวันที่ ๑๓ ธันวาคม พ.ศ. ๒๕๖๕

ให้ไว้ ณ วันที่ ๑๔ ธันวาคม พ.ศ. ๒๕๖๔

✓

(นายสมพงษ์ กวางแก้ว)

ผู้ตรวจราชการกรม ปฏิบัติราชการแทน
อธิบดีกรมสวัสดิการและคุ้มครองแรงงาน



แบบ กบ.บญ
นิติบุคคล

กรมสวัสดิการและคุ้มครองแรงงาน
ใบอนุญาต
เป็นผู้ให้บริการตรวจวัดและวิเคราะห์ผลการการทำงานเกี่ยวกับระดับแสงสว่าง
ใบอนุญาตเลขที่ ๐๙๐๒๕-๐๓-๒๕๖๔-๐๐๓

อนุญาตให้.....บริษัท เทคโนโลยีสิ่งแวดล้อมไทย จำกัด.....
เลขทะเบียนนิติบุคคล.....๐๑๒๕๕๗๙๐๙๕๙๙๑.....
ตั้งอยู่ เลขที่ ๑/๖ ซอยรวมวัฒนาสูง เขตสะพานสูง กรุงเทพมหานคร.....
เป็นนิติบุคคลผู้ให้บริการด้านความปลอดภัย อาชีวอนามัย และสภาพแวดล้อมในการทำงาน ตามกฎหมายว่าด้วย
กฎหมายคุ้มครองแรงงานในกรณีตรวจวัด รีดการ และดำเนินการด้านความปลอดภัย อาชีวอนามัย และสภาพแวดล้อม
ในการทำงานเกี่ยวกับความสว่าง ประเมินความเสี่ยง พ.ศ. ๒๕๕๙ ในการตรวจวัดและวิเคราะห์ผลการการทำงาน
เกี่ยวกับระดับแสงสว่าง ประกอบกับกฎกระทรวงการขึ้นทะเบียนและการอนุญาตให้บริการเพื่อส่งเสริมความ
ปลอดภัย อาชีวอนามัย และสภาพแวดล้อมในการทำงาน พ.ศ. ๒๕๖๔ แห่งพระราชบัญญัติความปลอดภัย
อาชีวอนามัย และสภาพแวดล้อมในการทำงาน พ.ศ. ๒๕๕๔ โดยมีบุคลากร จำนวน ๕ ราย

ทั้งนี้ ตั้งแต่วันที่ ๑๔ ธันวาคม พ.ศ. ๒๕๖๔ ถึงวันที่ ๑๓ ธันวาคม พ.ศ. ๒๕๖๗

ให้ไว้ ณ วันที่ ๑๔ ธันวาคม พ.ศ. ๒๕๖๔

(นายสมพงษ์ กวางแก้ว)

ผู้ตรวจราชการกรม ปฏิบัติราชการแทน
อธิบดีกรมสวัสดิการและคุ้มครองแรงงาน

รายชื่อบุคลากรแบบท้ายใบอนุญาต
รายการตรวจวัดและวิเคราะห์ผลการการทำงานเกี่ยวกับแสงสว่าง
ของบริษัท เทคโนโลยีสิ่งแวดล้อมไทย จำกัด
ใบอนุญาตเลขที่ ๐๙๐๒๕-๐๓-๒๕๖๔-๐๐๓

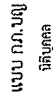
- | | |
|-------------------|----------------|
| ๑. นายปิยะชัย | บุญรุ่งเกียรติ |
| ๒. นางสาวกัญดา | จอกสูงเนิน |
| ๓. นางสาวสุกัญญา | อยู่โนน |
| ๔. นายภคพล | มหารังค์ |
| ๕. นางสาวอมรรัตน์ | โงมดัย |

ทั้งนี้ ตั้งแต่วันที่ ๑๔ ธันวาคม พ.ศ. ๒๕๖๔ ถึงวันที่ ๑๓ ธันวาคม พ.ศ. ๒๕๖๗

ให้ไว้ ณ วันที่ ๑๔ ธันวาคม พ.ศ. ๒๕๖๔

(นายสมพงษ์ กวางแก้ว)

ผู้ตรวจราชการกรม ปฏิบัติราชการแทน
อธิบดีกรมสวัสดิการและคุ้มครองแรงงาน



เป็นผู้ให้บริการตรวจวัดและวิเคราะห์สภาวะการทำงานเกี่ยวกับระดับเสียง

ใบอนุญาตเลขที่ ๐๔๐๓-๐๗-๒๕๖๔-๐๐๐๓

อนุญาตให้.....บริษัท เทปทีลีสแอนด์ลิ้มไทย จำกัด
เลขทะเบียนนิติบุคคล.....๐๑๔๕๙๓๗๐๘๖๙๓๑

ตั้งที่ ๑๖ ซอยรามคำแหง ๑๔๕ แขวงสะพานสูง เขตสะพานสูง กรุงเทพมหานคร.
เป็นนิติบุคคลผู้ให้บริการด้านความปลอดภัย อาชีวอนามัย และสภาพแวดล้อมในการทำงาน ตามกฎกระทรวง
กำหนดมาตรฐานในหน่วยงานบริหาร จัดการ และตัวนิเทศความปลอดภัย อาชีวอนามัย และสภาวะแวดล้อม
ในการทำงานเกี่ยวกับความเสี่ยง พ.ศ. ๒๕๕๙ ในการตรวจวัดและวิเคราะห์สมรรถภาพการทำงาน
เพื่อส่งเสริมความปลอดภัย ประสิทธิภาพการปฏิบัติงานให้เป็นและการอนุญาตให้ปรึกษา เพื่อส่งเสริมความ
ปลอดภัย อาชีวอนามัย และสภาพแวดล้อมในการทำงาน พ.ศ. ๒๕๖๔ แห่งพระราชบัญญัติความปลอดภัย
อาชีวอนามัย และสภาพแวดล้อมในการทำงาน พ.ศ. ๒๕๕๔ โดยมีผลการ จำนวน ๕ ราย

๑๔ ธันวาคม พ.ศ. ๒๕๔๔ ถึงวันที่ ๑๗ ธันวาคม พ.ศ. ๒๕๔๗

ให้ไว้ ณ วันที่ ๓๔ ธันวาคม พ.ศ. ๒๕๖๔

Вопрос

ผู้ตรวจราชการกรม ปฏิบัติราชการแทน
อธิบดีกรมสวัสดิการและคุ้มครองแรงงาน

รายชื่อบุคลากรงานแผนที่ขายใบอนุญาต
เป็นนิติบุคคลผู้ให้บริการตรวจวัดและวิเคราะห์ผลการดำเนินงานเกี่ยวกับสิ่งแวดล้อม
ของบริษัท เทคโนโลยีสิ่งแวดล้อมไทย จำกัด
ใบอนุญาตเลขที่ ๐๕๐๓-๐๓-๒๕๖๕-๐๐๐๓

๑. นายปิยะชัย นุญรุ่งเกียรติ
๒. นางสาวกมลดา จอกสูงเนิน
๓. นางสาวสุกัญญา อยู่นิม
๔. นายภคพล นทวงศ์
๕. นางสาวอมรรัตน์ ไธมาตย์

บัญชีตั้งแต่วันที่ ๑๔ ธันวาคม พ.ศ. ๒๕๖๗
ให้ไว้ ณ วันที่ ๑๔ ธันวาคม พ.ศ. ๒๕๖๘

(นายสมพงษ์ กวางแก้ว)

ผู้ตรวจราชการกรม ปฏิบัติราชการแทน
อธิบดีกรมสวัสดิการและคุ้มครองแรงงาน